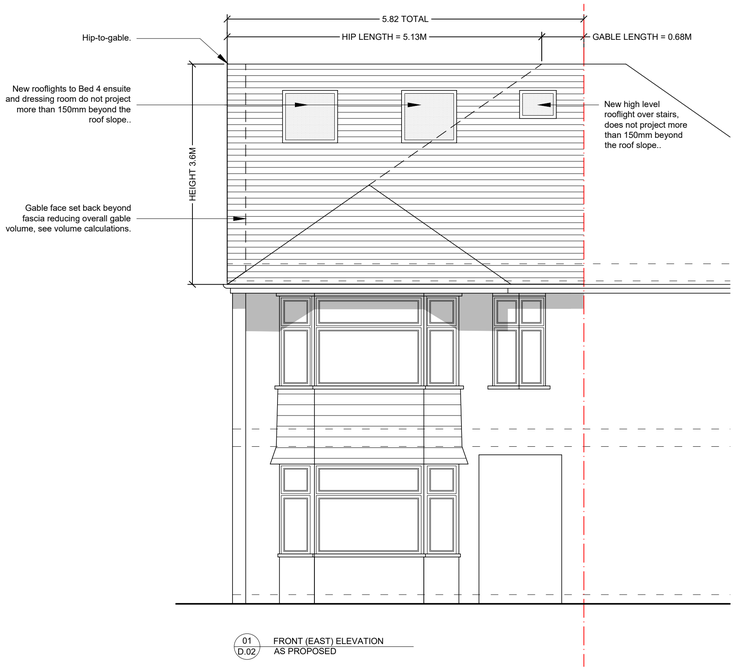

01 D.02 FRONT (EAST) ELEVATION AS PROPOSED

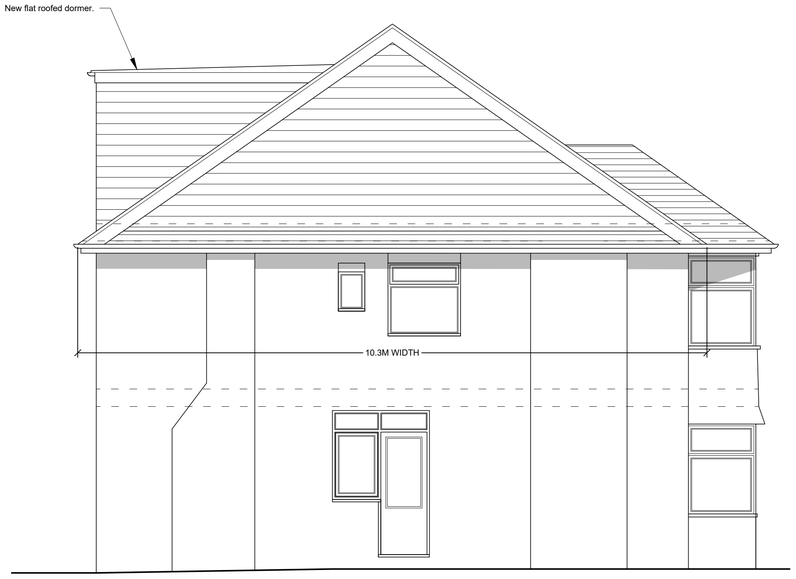

02 D.02 SIDE (SOUTH) ELEVATION AS PROPOSED

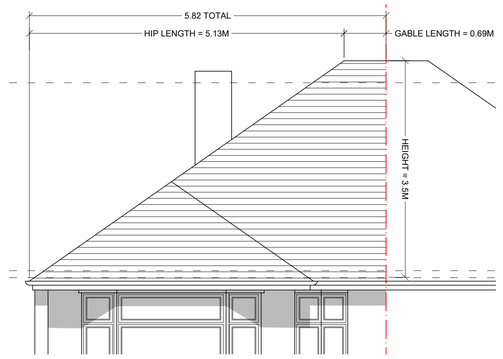

03 D.02 PART ELEVATION SHOWING DIMENSIONS - AS EXISTING

VOLUME OF ORIGINAL ROOF:
HIP VOLUME: 10.3 X 5.13 X (3.6/3) = 63.4 M3
GABLE VOLUME: 10.3 X 3.6 X 0.5 X 0.69 = 12.79M3
TOTAL EXISTING = **76.19M3**

VOLUME OF NEW ROOF (EXC. DORMER):
GABLE: 10.3 X 3.6 X 0.5 X 5.82 = 107.9M3
- GABLE SET BACK FROM EAVES (4.05M3)
= **103.85m3**

103.85 - 76.01 = 27.64M3

TOTAL NEW HIP - TO - GABLE = **27.64 M3**

NEW DORMER:
5.15M2 X 4.34M = **22.35M3**

TOTAL NEW = 49.99M3

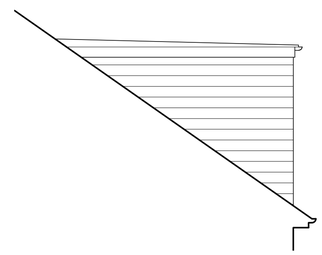

07 D.02 SIDE (NORTH) ELEVATION AS PROPOSED

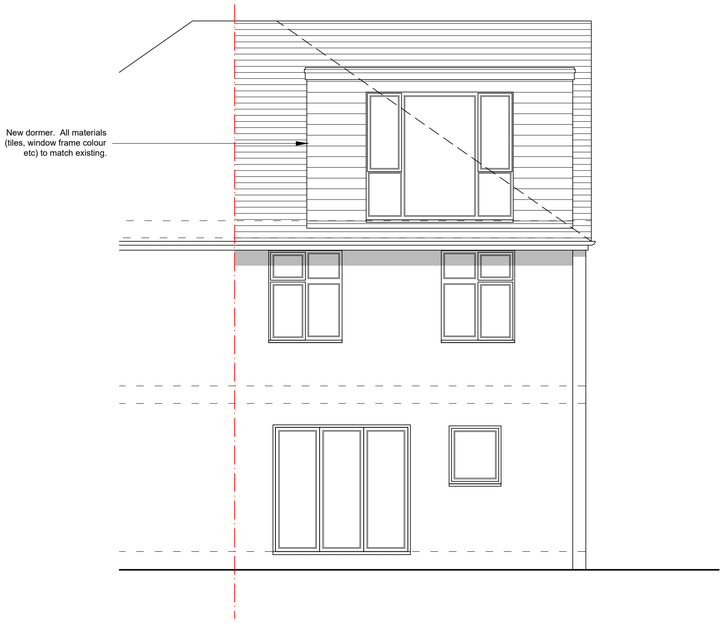

04 D.02 REAR (WEST) ELEVATION AS PROPOSED

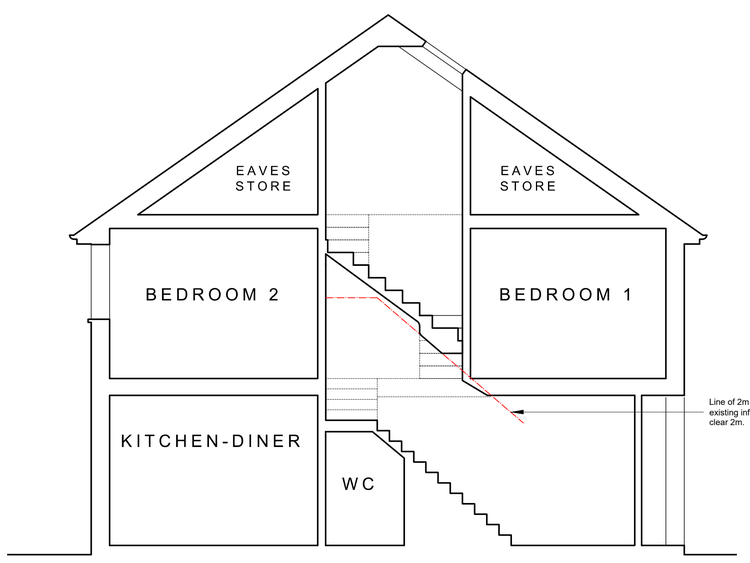

05 D.02 SECTION A-A AS PROPOSED

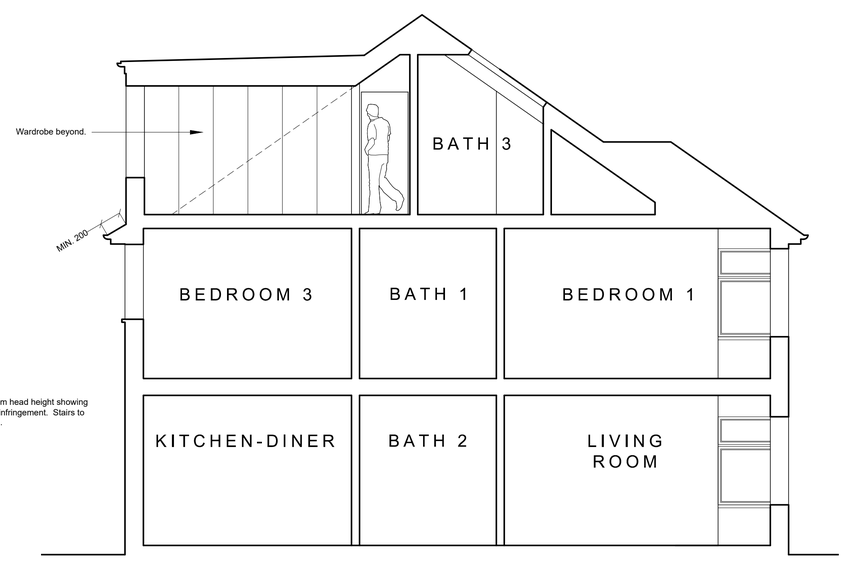

06 D.02 SECTION B-B AS PROPOSED

0 1 2 3 4 5m

SCALE BAR
1:50 @ A1

DO NOT SCALE FROM THIS DRAWING
(except for planning purposes)
DRAWING TO BE READ IN CONJUNCTION WITH ALL OTHER ARCHITECT'S AND ENGINEER'S CONTRACT DRAWING & SPECIFICATIONS.
ANY DISCREPANCIES MUST BE BROUGHT TO THE ATTENTION OF THE ARCHITECT IMMEDIATELY.
THIS DRAWING HAS BEEN PREPARED BASED ON SURVEY DRAWINGS AND INFORMATION PREPARED BY OTHERS. THE CONTRACTOR MUST VERIFY ALL DIMENSIONS BY SITE MEASUREMENT BEFORE ORDERING MATERIALS OR MANUFACTURING COMPONENTS.
SUBSTITUTE MATERIALS & PRODUCTS TO THOSE NAMED WILL BE ACCEPTABLE IF PROVEN TO BE OF EQUAL OR HIGHER PERFORMANCE AND NOT IN CONFLICT WITH OTHER ELEMENTS.

THIS DRAWING HAS BEEN PREPARED FOR THE SOLE PURPOSE OF ACHEIVING PLANNING APPROVAL. THE DRAWINGS DO NOT PURPORT TO BE PRODUCTION DRAWINGS FOR TENDER OR CONSTRUCTION AND SHOULD NOT BE USED FOR ANY BUILDING OR CONTRACTUAL PURPOSES.

NOTES

1. DORMER MATERIALS TO MATCH EXISTING EG. TILES, WINDOW COLOUR ETC.
2. MAX. ADDITIONAL VOLUME = 50M3.
3. MIN. EAVES BELOW DORMER = 200MM.
4. DORMER TO BE NO HIGHER THAN THE RIDGE.
5. ROOFLIGHTS TO PROJECT NO FURTHER THAN 150MM FROM THE ROOF SLOPE.
6. Pparty WALL AGREEMENTS WILL BE REQUIRED WITH NEIGHBOURING PROPERTIES IF NEW STRUCTURE (IE. STEELS) ARE TO BE INSERTED INTO THE PARTY WALLS.

REV	DATE	DESCRIPTION
A	11/03/25	Updated as client comments.

FOR PLANNING

JOB TITLE
92 BRUCE AVENUE
WORTHING

DRAWING TITLE
ELEVATIONS
AS PROPOSED

JOB No	DWG No	REV
BRU92	D.02	A

DRAWN BY	CHECKED BY	SCALE (@A1)	DATE
ML	ML	1:50	02/25

LIGGINS WAINEWRIGHT ARCHITECTURE

TEL 07503 352494
E-MAIL INFO@LW-ARCHITECTURE.CO.UK