

FRONT SOUTH ELEVATION

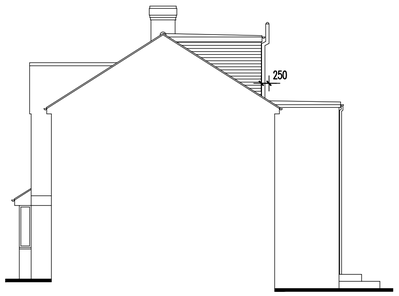

SIDE EAST ELEVATION

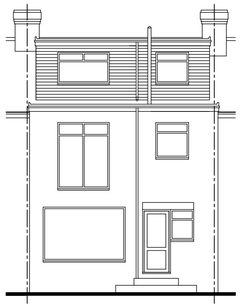

REAR NORTH ELEVATION

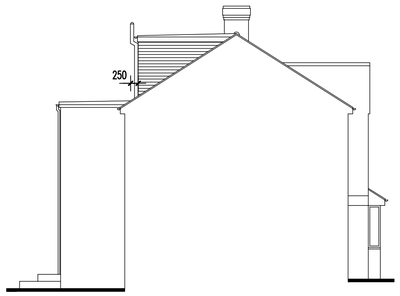

SIDE WEST ELEVATION

PROPOSED ELEVATIONS

Scale 1:100

0m 5m 10m

Scale Bar – 1:100

SCHEDULE OF MATERIALS - REAR BOX DORMER
NEW WALLS - TILE HANGING TO MATCH EXISTING
ROOF - FLAT ROOF
WINDOWS - PVCu COLOUR WHITE
ROOFLIGHTS - VELUX TYPE
RAINWATER GOODS - PVCu COLOUR WHITE

Volume Calculation

Proposed Rear Dormer

$$\frac{(2.084\text{m} \times 5.675\text{m}) \times 3.395}{\div 2} = 20.07\ \text{m}^3$$

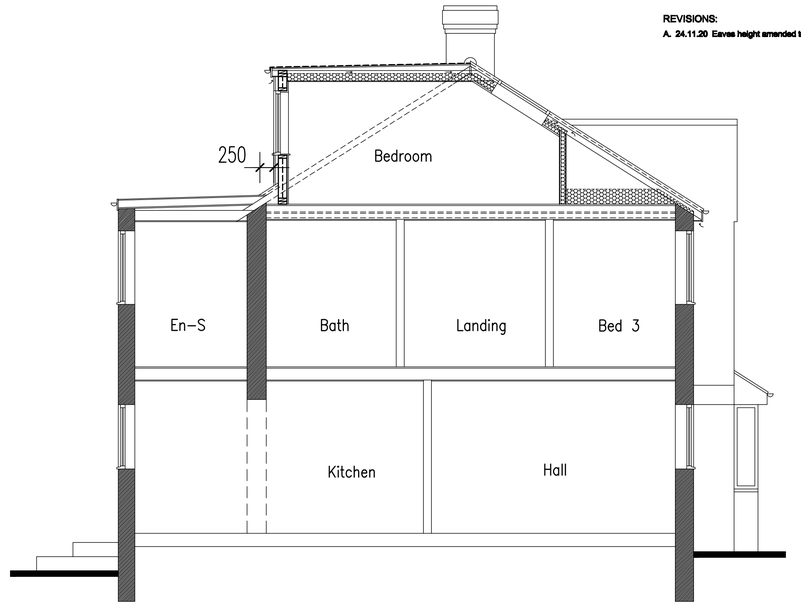

TYPICAL SECTION

Scale 1:50

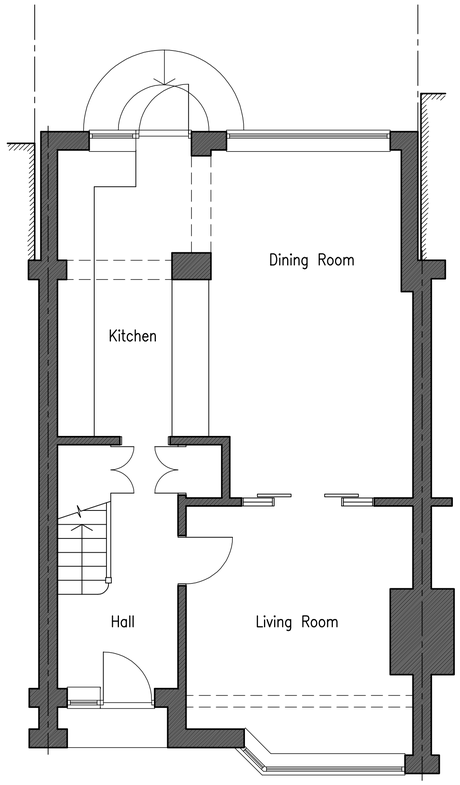

GROUND FLOOR PLAN

PROPOSED FLOOR PLANS

Scale 1:50

0m 5m 10m

Scale Bar – 1:50

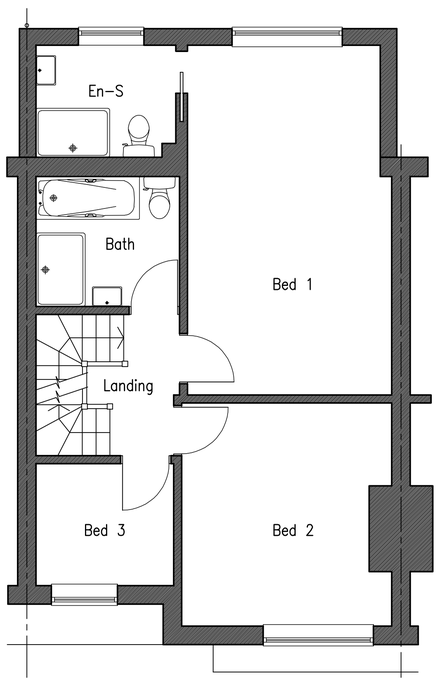

FIRST FLOOR PLAN

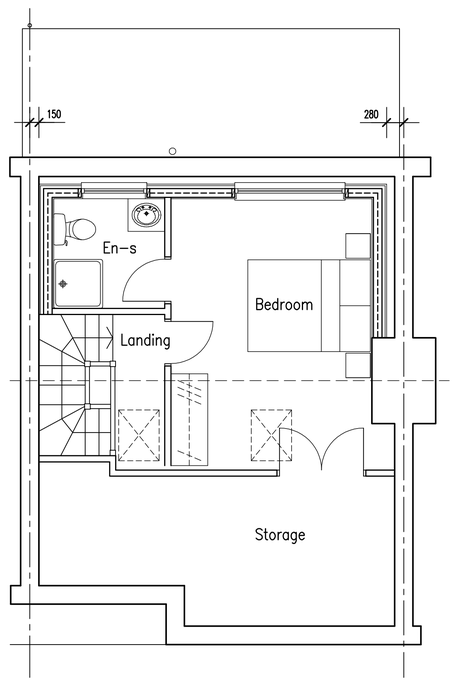

SECOND FLOOR PLAN

No dimensions to be scaled from drawing except for planning purposes.

The contractor should check all dimensions on site.

It is the contractors responsibility to ensure compliance with Building Regulations.

C.D.M. Regs. 2015. The Client is advised of his responsibilities to appoint a Planning Supervisor under these Regs. All works to comply with the C.D.M. Regs. 2015.

The Party Wall Act. 1996 The property owner is advised of the requirements of the Act, & the requirement to serve a Party Wall Notice on any adjoining owners as required under the act.

REVISIONS:

A. 24.11.20 Eaves height amended to first floor extension. Box dormer reduced in siz

ADCS
Architectural Design
Computer Services
30 Foxley Lane
Worthing
West Sussex
BN13 3AD
Tel: 01903 260701
E-mail:
adcs@sky.com

Client

MR M. & MRS H. SMITH

Project

PROPOSED LOFT CONVERSION
108 CRABTREE LANE
LANCING
WEST SUSSEX BN15 9PW

Drawing

PROPOSED FLOOR PLANS
& ELEVATIONS

Scale	Date	Drawn
1:50 & 1:100 @ A1	06.10.20	TP

Drawing No. 1457/P011 **Revision** A