DO NOT SCALE FROM THIS DRAWING
AS PHOTOCOPIES WILL BE SUBJECT TO DISTORTION
DRAWINGS TO BE READ IN CONJUCTION WITH ALL OTHER
ARCHITECT'S & STRUCTURAL ENGINEER'S CONTRACT
DRAWINGS & SPECIFICATIONS.
ANY DISCREPANCIES MUST BE BROUGHT TO THE
ATTENTION OF THE ARCHITECT IMMEDIATELY.
THE CONTRACTOR MUST VERIFY ALL DIMENSIONS BY SITE
MEASUREMENT BEFORE ORDERING MATERIALS OR
MANUFACTURING COMPONENTS.
SUBSTITUTE MATERIALS & PRODUCTS TO THOSE
NAMED WILL BE ACCEPTABLE IF PROVEN TO BE OF EQUAL
OR HIGHER PERFORMANCE AND NOT IN CONFLICT
WITH OTHER ELEMENTS.

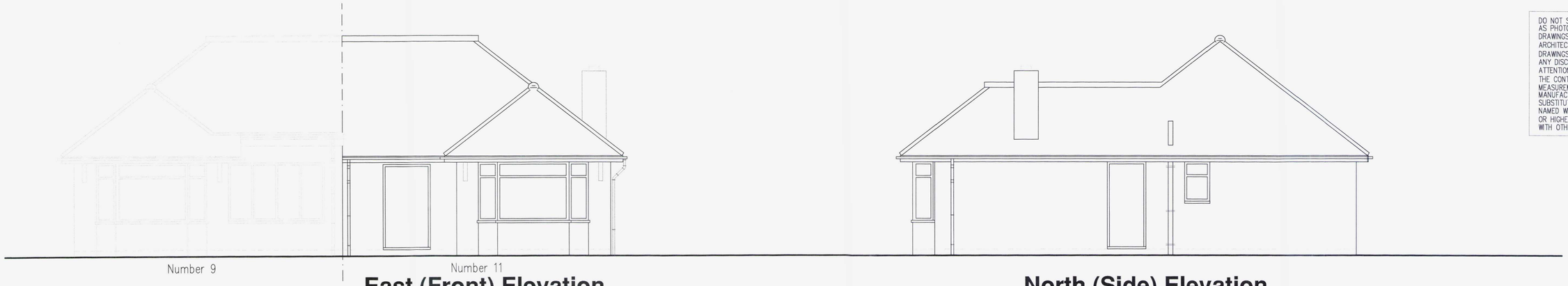


## East (Front) Elevation

## North (Side) Elevation

1m 2m 3m 4m 5m 6m 7m 8m 9m 10m
1:100 Scale Bar

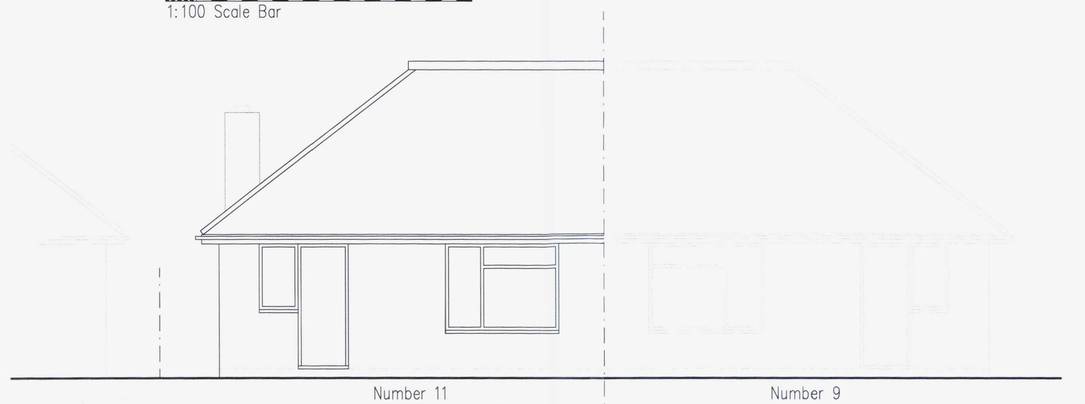


## West (Rear) Elevation

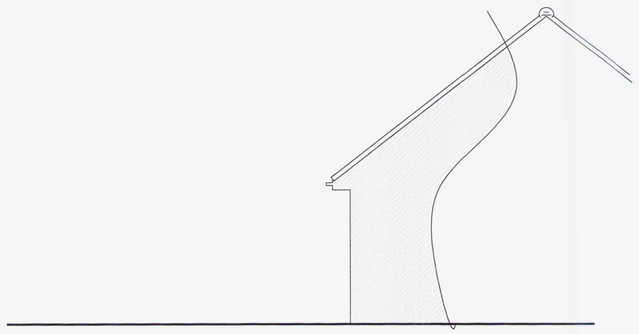

## South (Side) Elevation

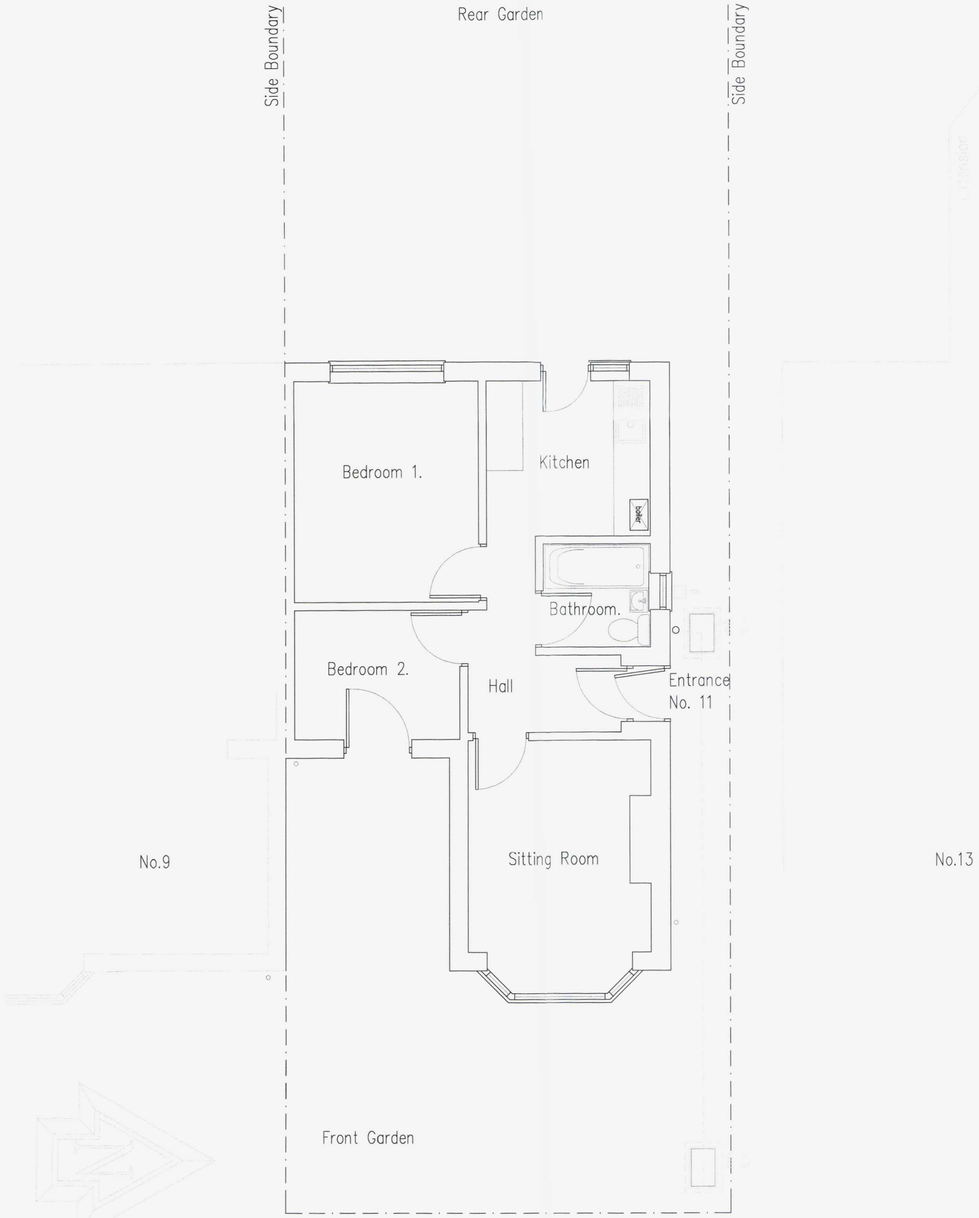


## Ground Floor Plan

1m 2m 3m 4m 5m 6m 7m 8m 9m 10m
1:50 Scale Bar

Project:
Proposed Front & Rear Extensions
At:
11 Boundary Road
Lancing
West Sussex
BN15 8NE

Drawing title:
Plans & Elevations As Existing

Client: Mr & Mrs Dawson

Copyright of:

Architectural & Planning Services
15 West Street
Shoreham By Sea
West Sussex
BN43 5WF
bjw
01273 441009 (after 6pm)
07856899101
e-mail: benwhitby15@yahoo.co.uk


Scale: 1:100 1:50
Paper size: A1
Date: 13.9.2011
Drawn: BJW
Drg. No.: 01
Rev'n:


PLANNING DIVISION
PLAN No. A10D14/0718/11
DATE 6 OCT 2011