Proposed Annexe Elevations 1:50

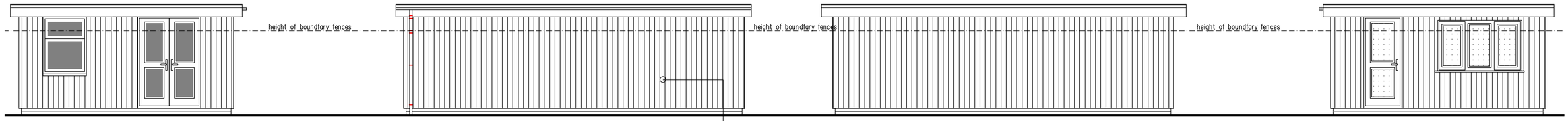

East facing (front) Elevation | **North facing (side) Elevation** | **South facing (side) Elevation** | **West facing (rear) Elevation**

1:50 Scale Bar

1m 2m 3m 4m 5m 6m 7m 8m 9m 10m

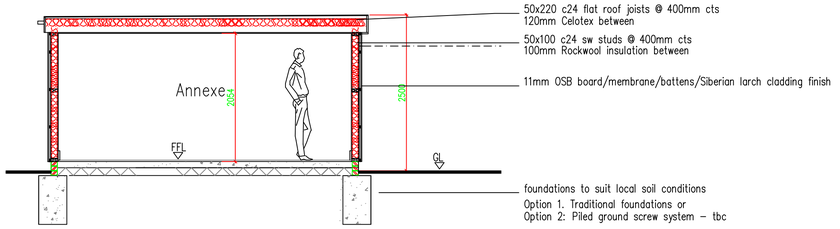



Photo example: Siberian Larch vertical cladding with grey upvc windows and doors

SECTION AA

1:50 Scale Bar

1m 2m 3m 4m 5m 6m 7m 8m 9m 10m

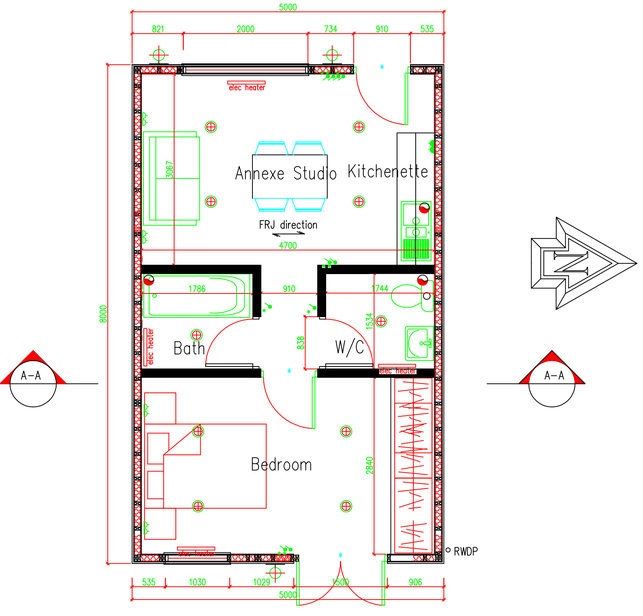

Services Key

- – Denotes pull cord
- – Denotes light switch (2 way)
- – Denotes light switch (timer)
- – Denotes telephone
- – Denotes television aerial points
- – Denotes double socket
- – Denotes double socket (floor level)
- – Denotes cooker point
- – Denotes spur
- – Denotes shaver socket incorporating light
- – Denotes external water tap
- radiator – Denotes radiator
- – Denotes PIR detector
- – Denotes extractor fan
- – Denotes smoke detector
- – Denotes heat detector
- meter – Denotes meter
- – Denotes wall light
- – Denotes ceiling rose
- – Denotes spotlight
- – Denotes fluorescent tube

Ground Floor Plan

1:50 Scale Bar

1m 2m 3m 4m 5m 6m 7m 8m 9m 10m

existing summerhouse and shed to be removed

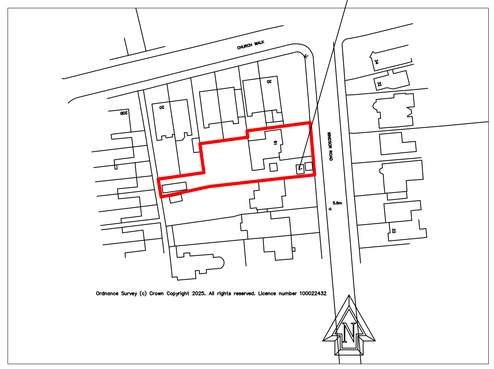

Location PLAN 1:1250 (as Existing)

10m 20m 30m 40m 50m

1:1250 Scale Bar

Proposed Annexe

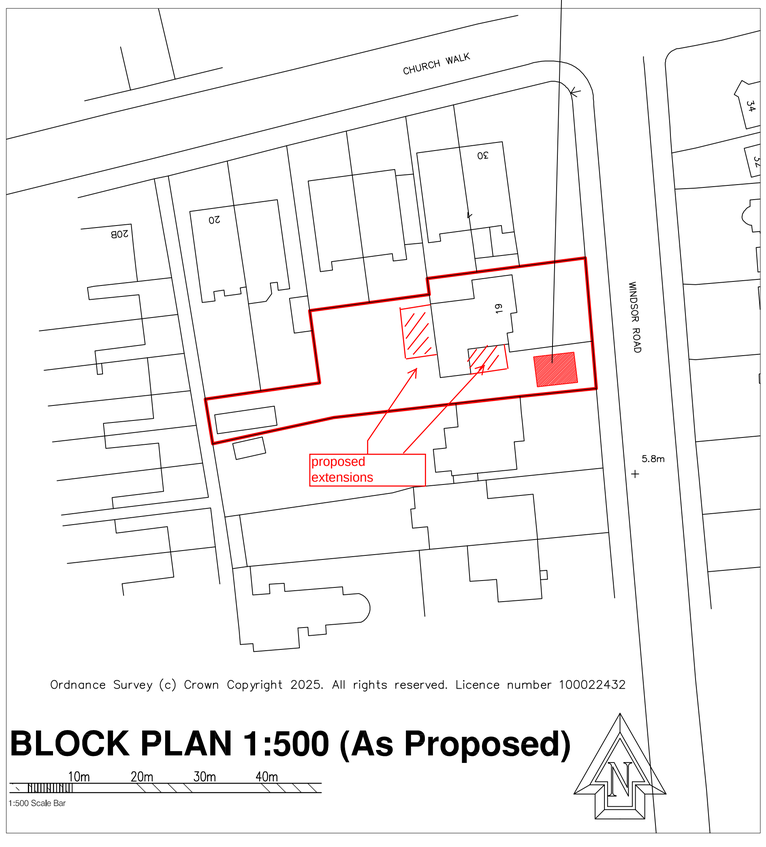

BLOCK PLAN 1:500 (As Proposed)

10m 20m 30m 40m

1:500 Scale Bar

DO NOT SCALE FROM THIS DRAWING EXCEPT FOR PLANNING
AS PHOTOCOPIES WILL BE SUBJECT TO DISTORTION
DRAWINGS TO BE READ IN CONJUCTION WITH ALL OTHER ARCHITECT'S & STRUCTURAL ENGINEER'S CONTRACT DRAWINGS & SPECIFICATIONS.
ANY DISCREPANCIES MUST BE BROUGHT TO THE ATTENTION OF THE ARCHITECT IMMEDIATELY.
THE CONTRACTOR MUST VERIFY ALL DIMENSIONS BY SITE MEASUREMENT BEFORE ORDERING MATERIALS OR MANUFACTURING COMPONENTS.
SUBSTITUTE MATERIALS & PRODUCTS TO THOSE NAMED WILL BE ACCEPTABLE IF PROVEN TO BE OF EQUAL OR HIGHER PERFORMANCE AND NOT IN CONFLICT WITH OTHER ELEMENTS.

NOTES:

MATERIALS:

ROOF: flat , grey rubber single membrane /grey aluminum fascia/soffit

WALLS: timber frame clad with siberian larch cladding

WINDOWS & DOORS: Grey UPVC double glazed windows and doors

Planning Drawing Only

Project:

Proposed Annexe
At:
Front Garden at:
19 Windsor Road
Worthing
West Sussex
BN11 2LU

Drawing title:

Plans & Elevations As Proposed
Incl. Location & Block Plans

Client:
Paul Cannons & Nicky Fuller

© Copyright of:

Architectural & Planning Services
7 Erringham Rd
Shoreham By Sea
West Sussex
BN43 5NQ

BJW

01273 441009
07856899101
e-mail: benw@bjwarchitectural.co.uk
website: bjwarchitectural.co.uk

Scale:	Paper size
As Shown	A1

Date:	Drawn:
16.7.2025	BJW

Drg. No.	Rev'n
01	A

Note: All dimensions to be checked on site.