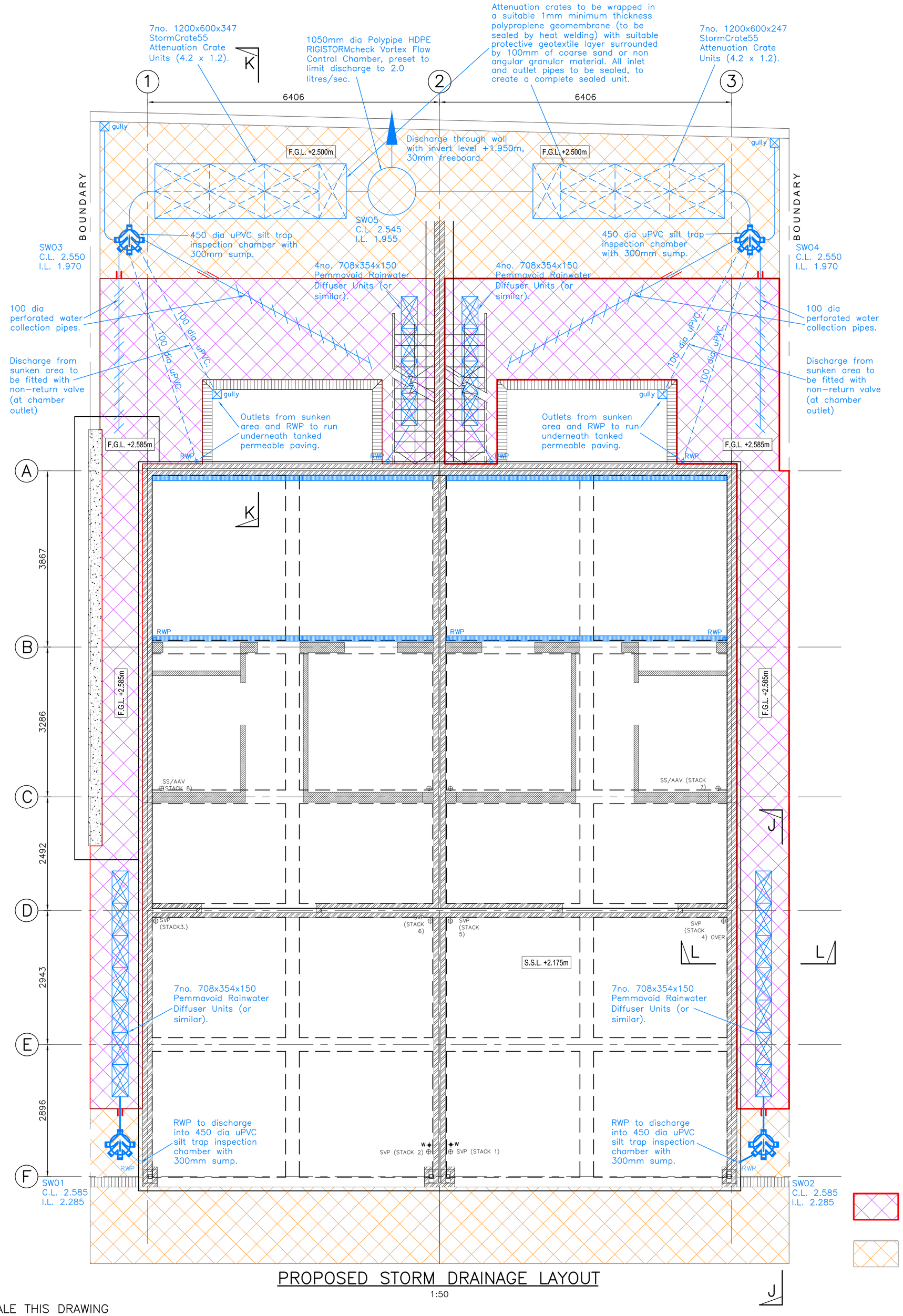

PROPOSED STORM DRAINAGE LAYOUT
1:50

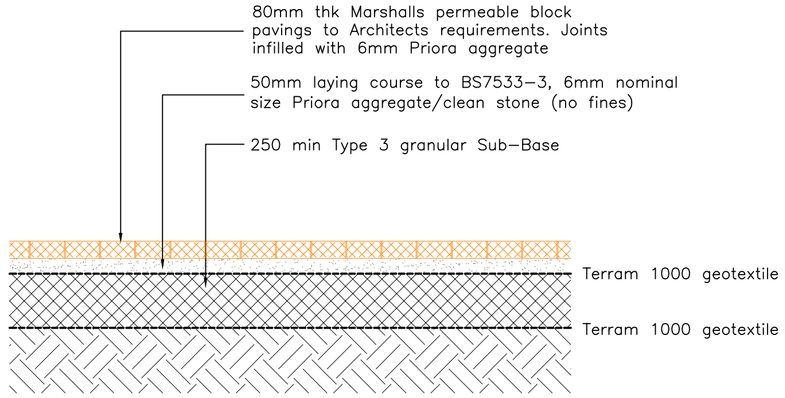

TYPICAL SECTION
PERMEABLE PAVING (UNTANKED)
1:20

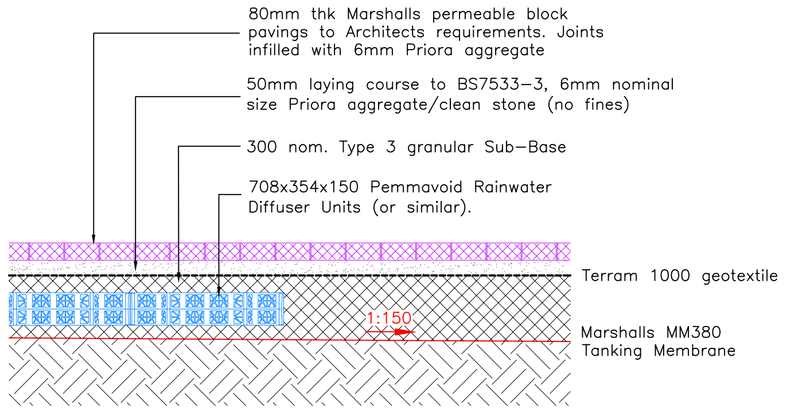

TYPICAL SECTION
PERMEABLE PAVING DETAIL (TANKED)
1:20

NOTES

1. This drawing has been prepared using a Topographical Survey Drawing supplied by the client in AutoCAD format.
2. This drawing is to be read in conjunction with all relevant Engineers' and Architects' drawings and specifications.
3. All dimensions are in millimetres unless noted otherwise. All levels are in metres.
4. This drawing has been prepared from drawings supplied by others, therefore, the contractor must take accurate dimensions on site and be satisfied by all dimensions prior to setting out.
5. In accordance with The Construction (Design and Management) Regulations 2015 (CDM 2015) the Principle Designer and Contractor are to:
   –Notify HSE of works.
   –Comply with the requirements of Health and Safety Plan (if applicable)
   –Provide risk assessments and method statements for all potential hazards relevant to this project.
6. The main contractor shall be responsible for the setting out and accuracy of all dimensions. The contractor shall be satisfied that the information given is correct and any discrepancies should be noted to the Engineer immediately.
7. DO NOT SCALE. If discrepancy or query arises on dimensions consult Engineer.
8. The Contractor is responsible for specifying product and codes and ordering of drainage materials.
9. All drainage pipes to be 100mm dia uPVC unless shown otherwise.
10. Cover grades are in accordance with BS EN 124, BS 7903 and Highways Agency Guidance Document HA 104/09:
    E600 – Carriageways (other than residential areas)
    D400 – carriageways (including pedestrian streets).
    B125 – driveways, footways and landscaped areas.
    A15 – gardens (inaccessible to vehicles)

STORM WATER INSPECTION CHAMBER SCHEDULE

NEW I.C. REF	COVER LEVEL (m)	INVERT LEVEL (m)	DEPTH (mm)	SIZE (int. dim.)	COVER GRADE
SW01	2.585	2.285	300	450mmø UPVC Silt Chamber	B125
SW02	2.585	2.285	300	450mmø UPVC Silt Chamber	B125
SW03	2.550	1.970	580	450mmø UPVC Silt Chamber	A15
SW04	2.550	1.970	580	450mmø UPVC Silt Chamber	A15
SW05	2.545	1.955	590	1050mmø HDPE Control Chamber	A15

Permeable paving (tanked) – see typical detail above.

Permeable paving (untanked) – see typical detail above.

DO NOT SCALE THIS DRAWING

Date	By	Revision	QA'D	Chk'd	Ref
26.03.21	CMW	Plan & Table revised and Sections revised.			C
29.01.21	CMW	Plan & Section revised.			B
27.11.20	CMW	Plan revised.			A
27.11.20	CMW	CONSTRUCTION ISSUE			

Status: CONSTRUCTION

Cowan Consultancy
STRUCTURAL, CIVIL AND BUILDING CONSULTANTS
3 Turnberry House
4400 Parkway
Whiteley
Fareham
Hampshire
PO15 7FJ
Also at:
Landguard Manor
Landguard Manor Road
Shanklin
Isle of Wight
PO37 7JB
Tel: 01489 577488
Fax: 01489 579873
consultants@cowanconsult.co.uk
www.cowanconsult.co.uk

Client: MR KEVIN MORGAN

Project: NEW DEVELOPMENT, 158 BRIGHTON ROAD, LANCING, WEST SUSSEX, BN15 8LL

Title: STORM DRAINAGE GENERAL ARRANGEMENT 1 of 2

Date	Scale	Drg. No.
OCT 2020	AS SHOWN @ A1	414328/202C
Drawn: CMW	Chk'd: DJB	QA'D: DJB