All work to comply with building regulations and planning consent.
Workmanship and materials to comply with British standards and code of practice.
Scaled dimensions are approximate, take exact dimensions from site.
This drawing was prepared for local authority approval and not as a working drawing.
~~LOCAL~~ AUTHORITY MAY SCALE THE DRAWING
Any deviation from the drawing to be agreed with the local authority.
Any queries to be agreed prior to construction.
See separate details for Structural engineers calculations.



FRONT ELEVATION (EAST) 1:50 AT A1

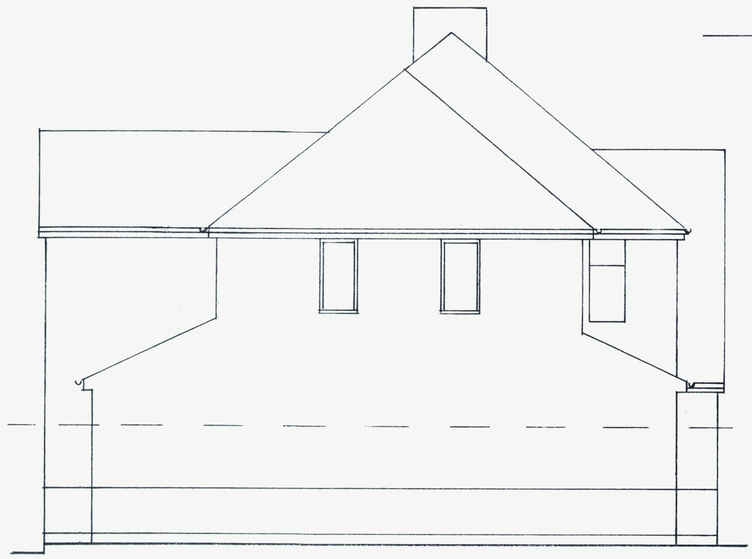

SIDE ELEVATION (SOUTH) 1:50 AT A1



REAR ELEVATION (WEST) 1:50 AT A1

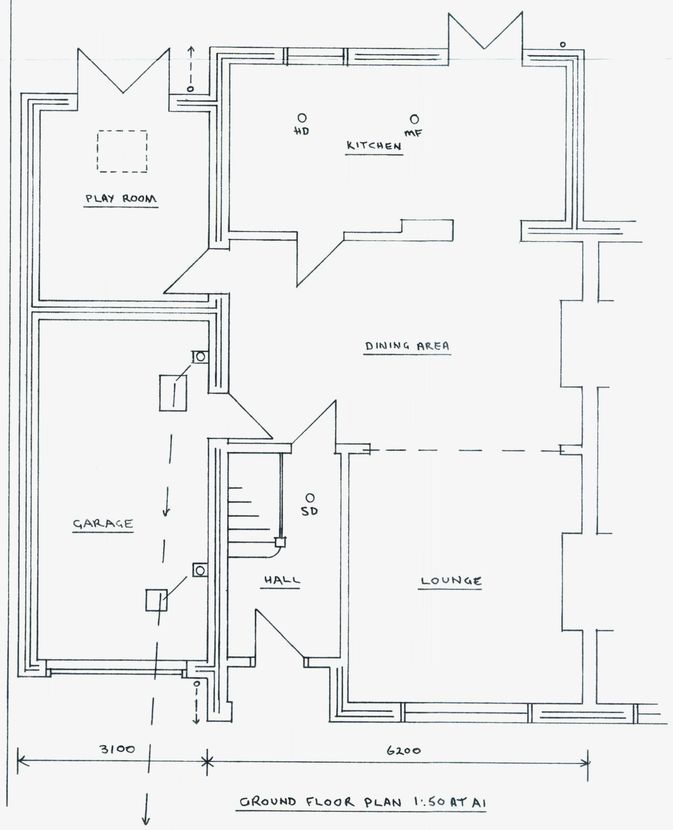

GROUND FLOOR PLAN 1:50 AT A1

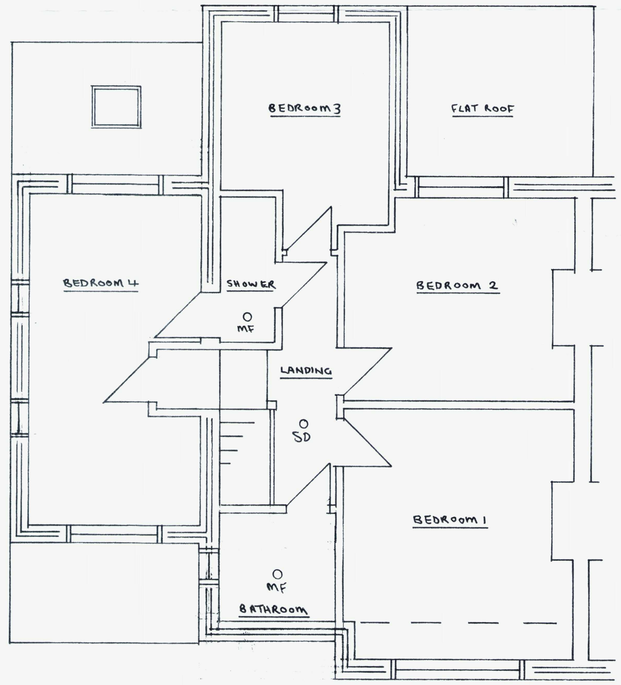

FIRST FLOOR PLAN 1:50 AT A1

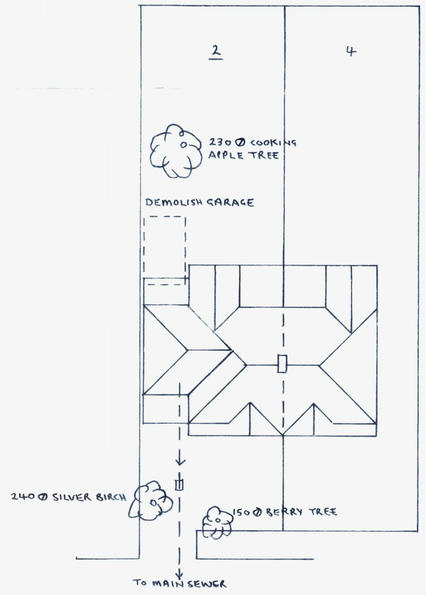

BLOCK PLAN 1:200 AT A1

0 1 2 3 4 5
0 1 2 4 6 8 10
1-50
1-100

ADUR & WORTHING PLANNING SERVICES
PLAN AWDM 1081/17
DATE ~~VALID~~ Rec 27/9/17

Tony Standing Designs
Drawing for Domestic Extensions

Title	PROPOSED SIDE EXTENSION TO HOUSE AT				
	2 SEASIDE ROAD, LANCING. BN15 8DD.				
Client	MR. L. MITCHELL				
Drawn By: Date	TS JUNE 17	Drawing Revision	C830-5 ~~A~~ B	Scale	AS SHOWN
Mr A J G Standing 4 Coombe Road, Steyning BN44 3LF		Phone: 01903 814151 / 07595 277995			

Sheet Size A1