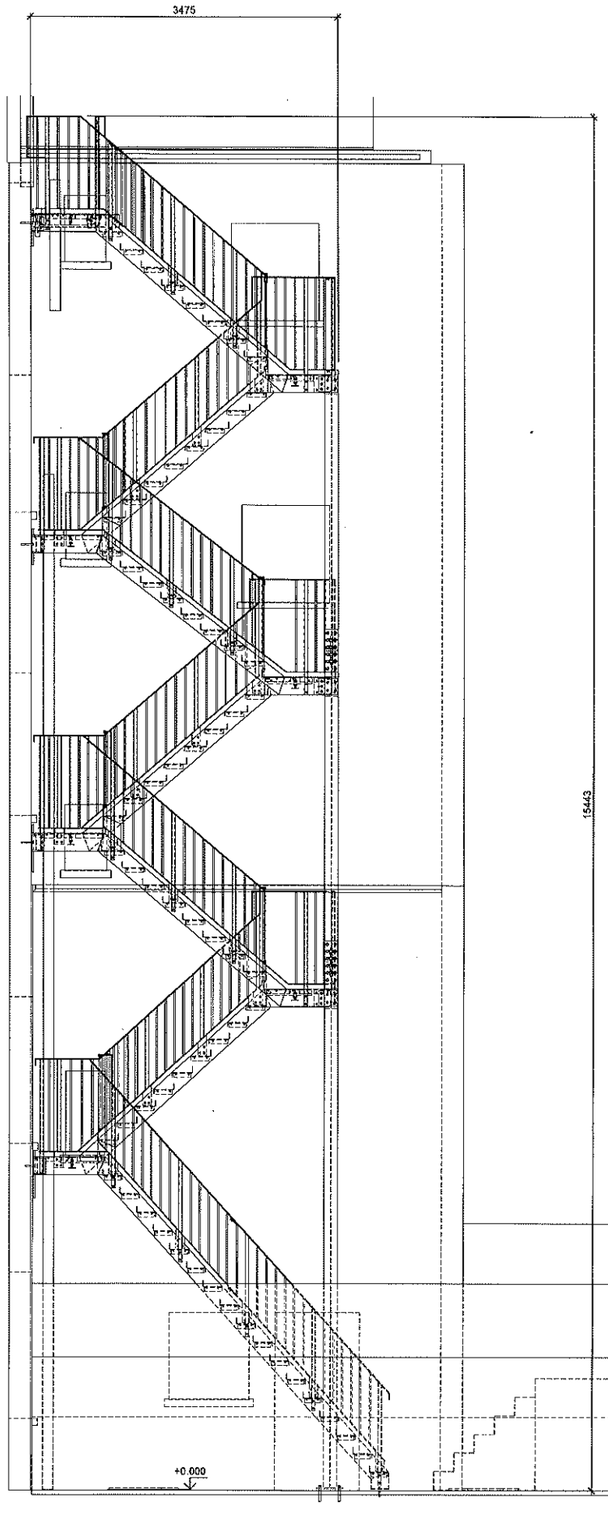

EAST ELEVATION PROPOSED.
Scale 1:33.3

0m 1m 2m

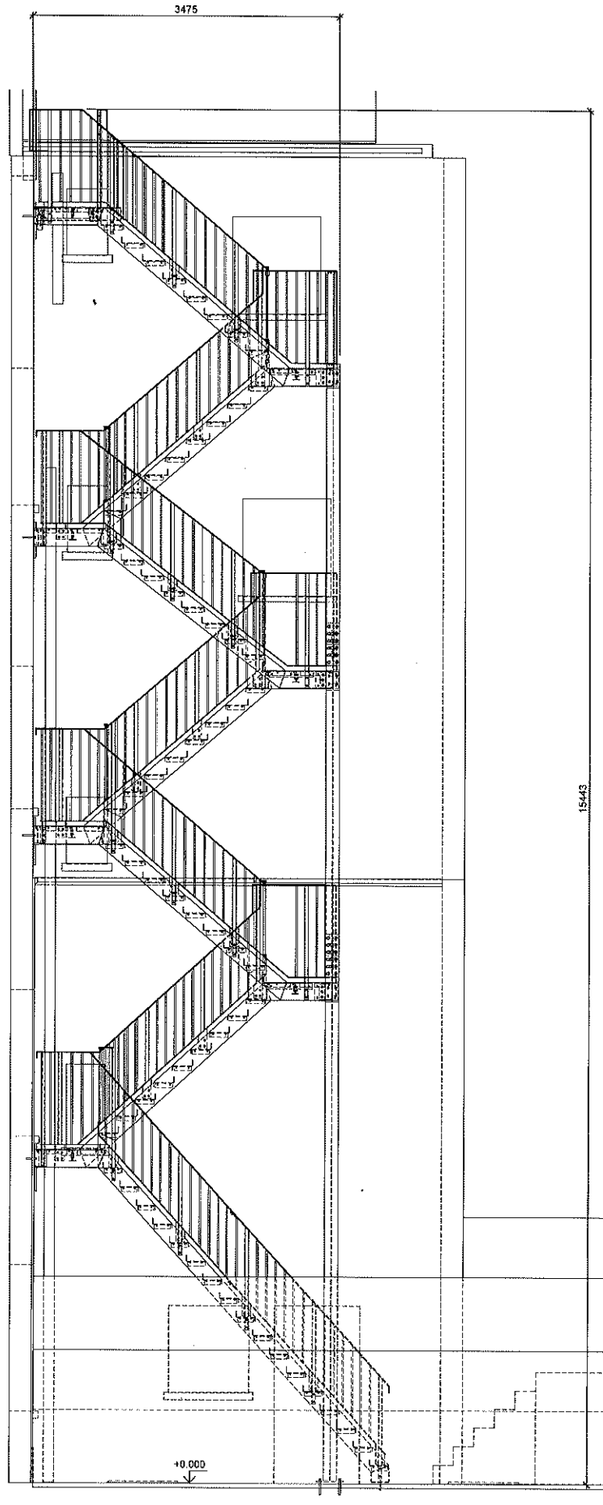

EAST ELEVATION EXISTING
Scale 1:33.3

0m 1m 2m

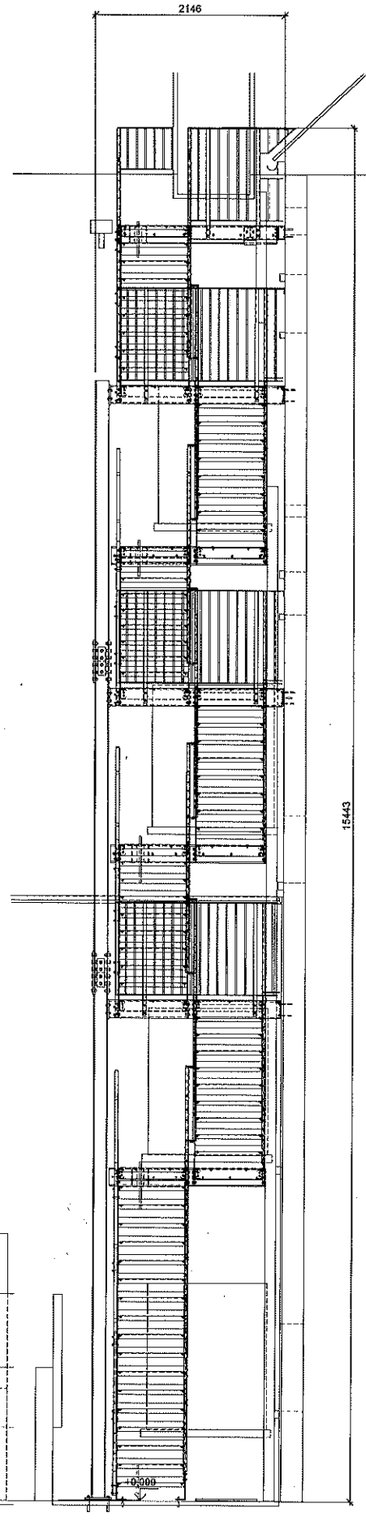

NORTH ELEVATION PROPOSED
Scale 1:33.3

0m 1m 2m

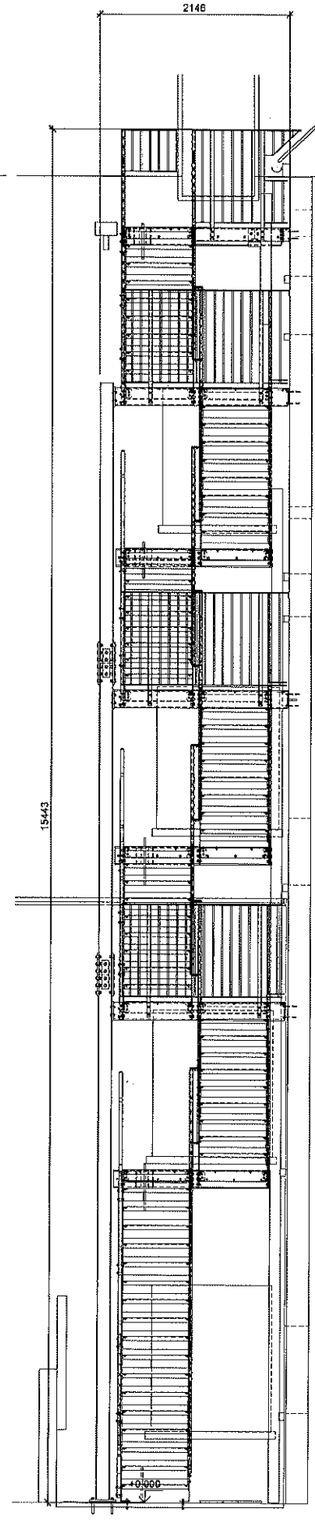

NORTH ELEVATION EXISTING
Scale 1:33.3

0m 1m 2m

Finishes

GALVANISED.

GENERAL NOTES.

1. THIS DRAWING TO BE READ WITH STRUCTURAL ENGINEERS DRAWINGS AND SPECIFICATION
2. ALL STEELWORK TO THE FOLLOWING GRADES UNLESS OTHERWISE NOTED.
   ROLLED STRUCTURAL SECTIONS - S355JR
   ROLLED HOLLOW SECTIONS - S355J2H
   PLATES - S275
3. ALL DIMENSIONS ARE IN MILLIMETRES AND LEVELS ARE IN METRES
4. ALL FILLET WELDS 6mm CONTINUOUS U.N.O.

THIS DRAWING CANNOT BE USED FOR FABRICATION WITHOUT PROJECT STRUCTURAL ENGINEER APPROVAL OF SECTION SIZES AND CONNECTION DETAILS.

16 DIA INFILL BARS TO BALUSTRADE ONLY PARTLY SHOWN FOR CLARITY

NEW STAIRCASE TO BE PAINTED BLACK

Index	Date	Description	Author
A	27/07/23	STAIR NOTE	RE

REVISIONS

METALWORKS Ltd
Architectural and Structural Metalworkers
Unit 1 Regis Business Centre, Durban Road, Bognor Regis, West Sussex PO22 9QT
Tel 07504 553702
Email max@mxmetalworks.co.uk

CLIENT: Heene Terrace

PROJECT: Worthing Stair

DRAWING TITLE: Details of Replacement Escape Stair
Rear of Heene Terrace
Existing and Proposed Elevations.

DRAWN BY	EXE. CLASS	DATE	SCALE
NP	2	26/05/2023	As Noted

PROJECT No	DRAWING No	REV
2015	[G] - 05	A Rev