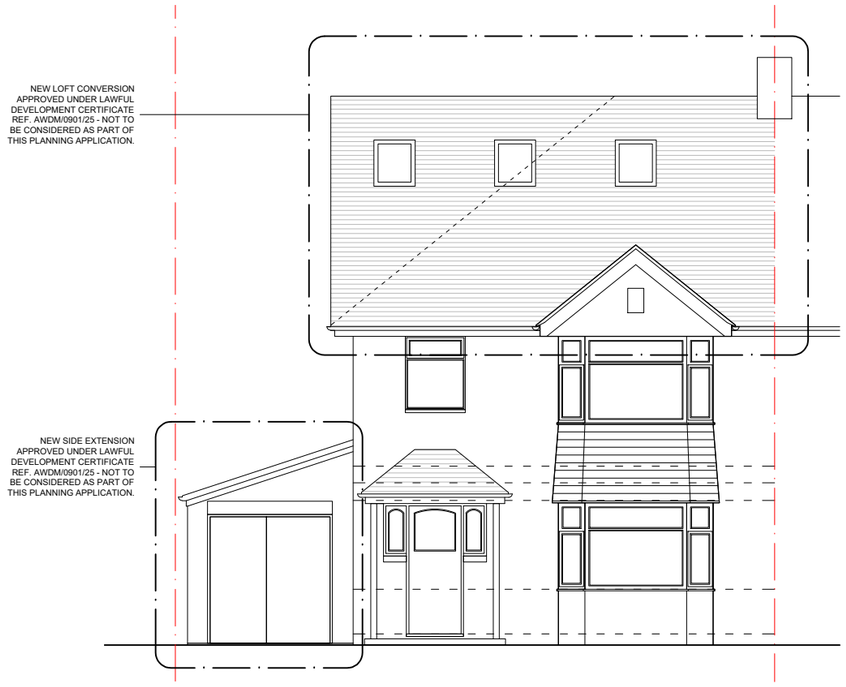

01 D.12 FRONT (NORTH) ELEVATION AS PROPOSED



02 D.12 REAR (SOUTH) ELEVATION AS PROPOSED

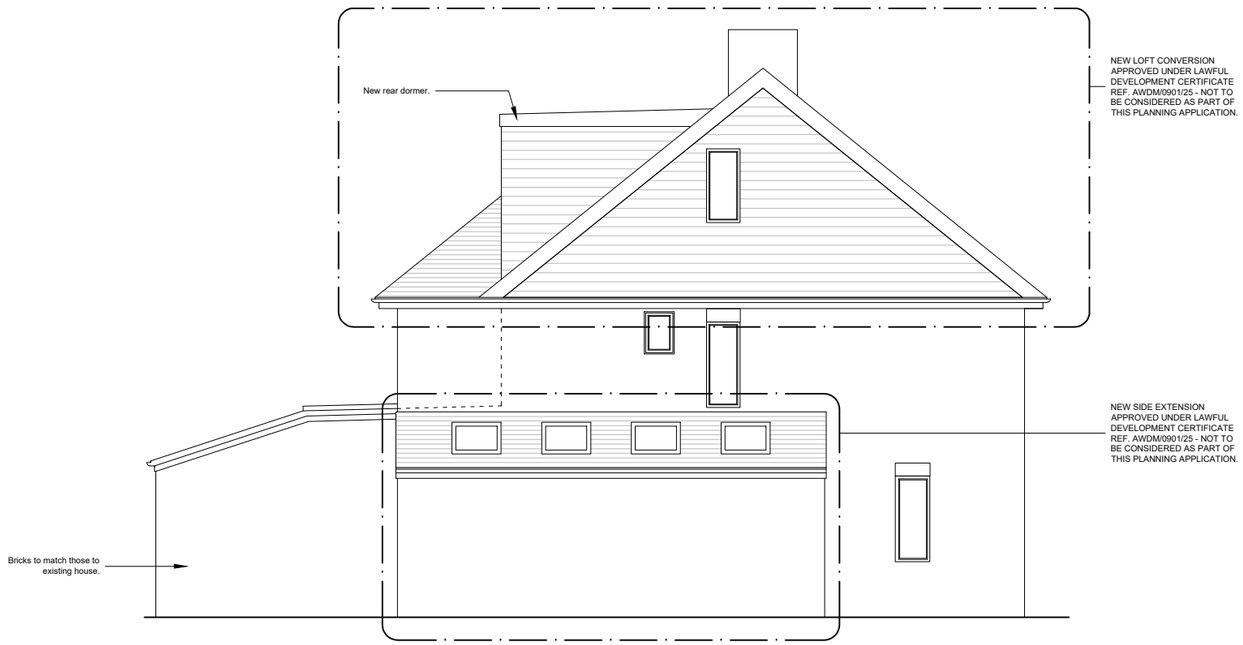

03 D.12 SIDE (EAST) ELEVATION AS PROPOSED

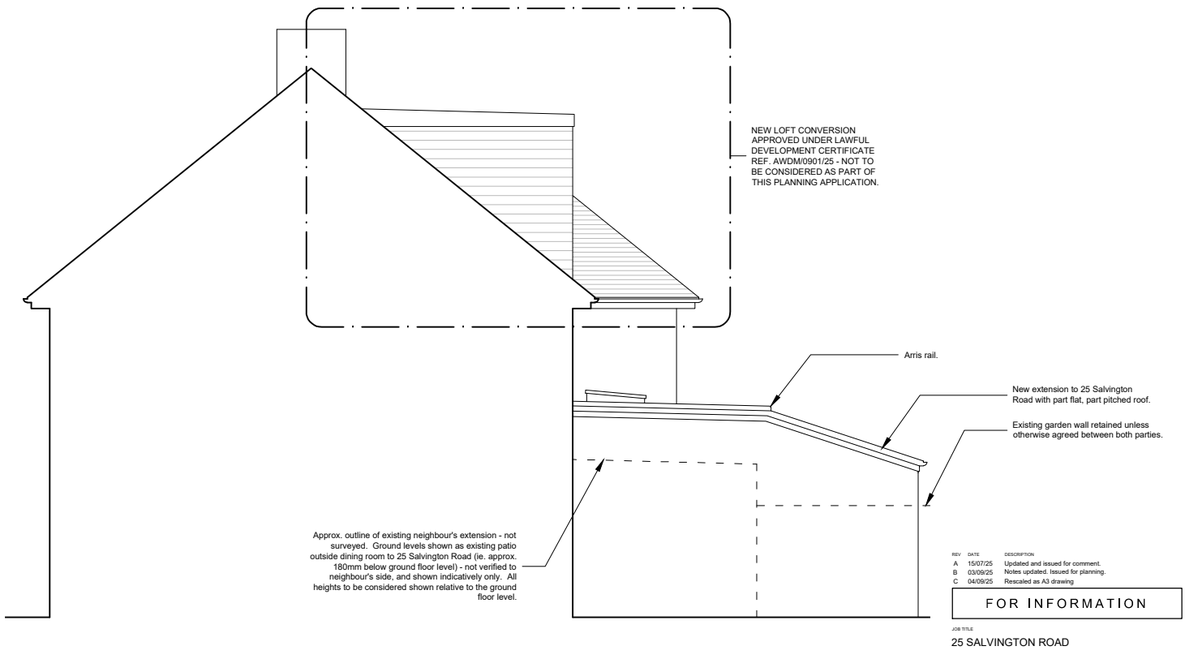

04 D.12 SIDE (WEST) ELEVATION AS PROPOSED

0 1 2 3 4 5m

SCALE BAR
1:100 @ A3

DO NOT SCALE FROM THIS DRAWING

EXCEPT FOR PLANNING PURPOSES

DRAWING TO BE READ IN CONJUNCTION WITH ALL OTHER ARCHITECT'S AND ENGINEER'S CONTRACT DRAWING & SPECIFICATIONS.
ANY DISCREPANCIES MUST BE BROUGHT TO THE ATTENTION OF THE ARCHITECT IMMEDIATELY.
THIS DRAWING HAS BEEN PREPARED BASED ON SURVEY DRAWINGS AND INFORMATION PREPARED BY OTHERS. THE CONTRACTOR MUST VERIFY ALL DIMENSIONS BY SITE MEASUREMENT BEFORE ORDERING MATERIALS OR MANUFACTURING COMPONENTS.
SUBSTITUTE MATERIALS & PRODUCTS TO THOSE NAMED WILL BE ACCEPTABLE IF PROVEN TO BE OF EQUAL OR HIGHER PERFORMANCE AND NOT IN CONFLICT WITH OTHER ELEMENTS.

THIS DRAWING HAS BEEN PREPARED FOR THE SOLE PURPOSE OF ACHIEVING PLANNING APPROVAL. THE DRAWINGS DO NOT PURPORT TO BE PRODUCTION DRAWINGS FOR TENDER OR CONSTRUCTION AND SHOULD NOT BE USED FOR ANY BUILDING OR CONTRACTUAL PURPOSES.

NOTES

REV	DATE	DESCRIPTION
A	15/07/25	Updated and issued for comment.
B	03/09/25	Notes updated. Issued for planning.
C	04/09/25	Rescaled as A3 drawing

FOR INFORMATION

JOB TITLE
25 SALVINGTON ROAD
WORTHING

DRAWING TITLE
ELEVATIONS
AS PROPOSED

JOB No	DWG No	REV
SALV25	D.12	C

DRAWN BY	CHECKED BY	SCALE (@A3)	DATE
ML	ML	1:100	04/25

LIGGINS WAINEWRIGHT ARCHITECTURE

TEL
E-MAIL: 07503 352499
INFO@LW-ARCHITECTURE.CO.UK