

W1, W2, W3, W5, W8, W10, W11, W12.
Note - W8 and W10 to retain leaded light.

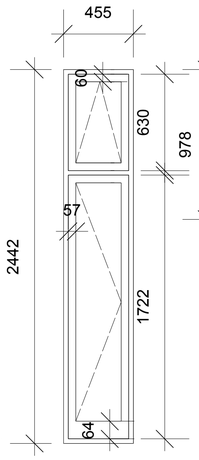

W4, W6, W7, W9.
Note - W7 and W9 to retain cloured glass and leaded light.

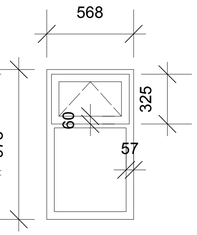

W13, W24.

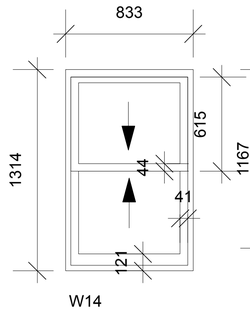

W14

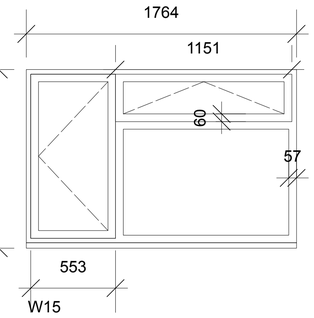

W15

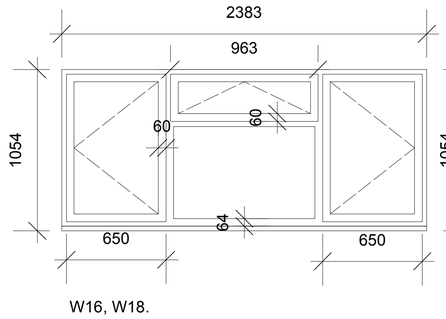

W16, W18.

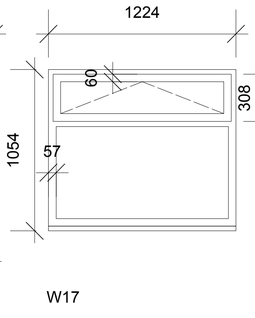

W17

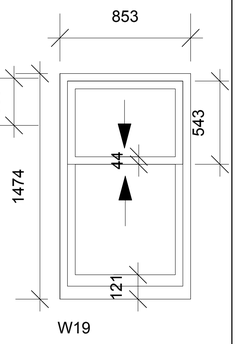

W19

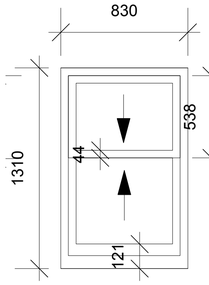

W20, W23.

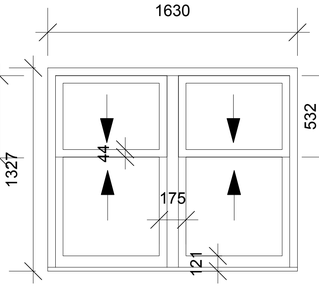

W21

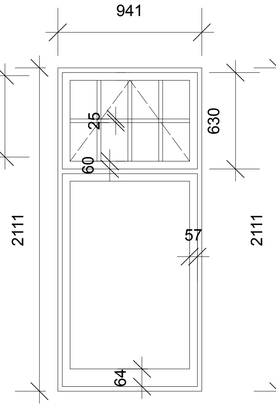

W25, W27, W29, W32, W34, W36.

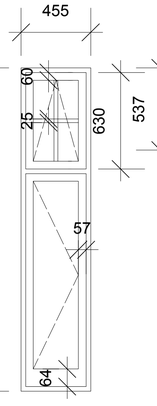

W26, W28, W33, W35, W37, W50.
NOTE - W37 and W50 are pairs to either side of bay.

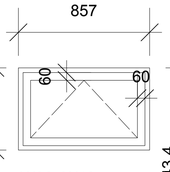

W38, W49.

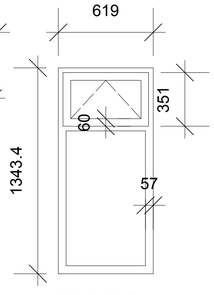

W40, W47.

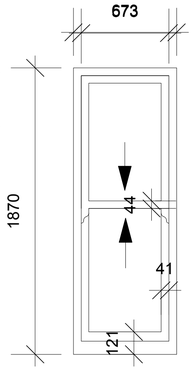

W41, W46.

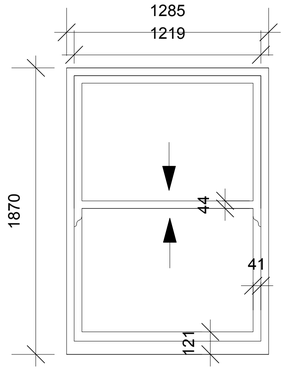

W42, W43, W44, W45.

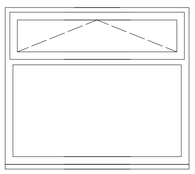

W22



W30, W31

notes:

DRAWINGS ARE FOR PLANNING PURPOSES ONLY AND ARE NOT TO BE USED FOR CONSTRUCTION.
DO NOT SCALE FROM THESE DRAWINGS.
DIMENSIONS TO BE CHECKED ON SITE.

amendments:

Felce & Guy Partnership LLP
Architects
Studio 5 | English Close | Hove | BN3 7ET
T: 01273 736217 E: info@felceandguy.co.uk

project: Window replacement

location: Highgrove House 32-34 Winchester Road, BN11 4DH

client: Highgrove Care Home

drawing: Existing Window Schedule

scale: 1:20 | page: A1

drawn by: BK | checked by: SM

date: OCT. '23 | drawing number: 2766-21 | revision: C

© Felce & Guy Partnership LLP