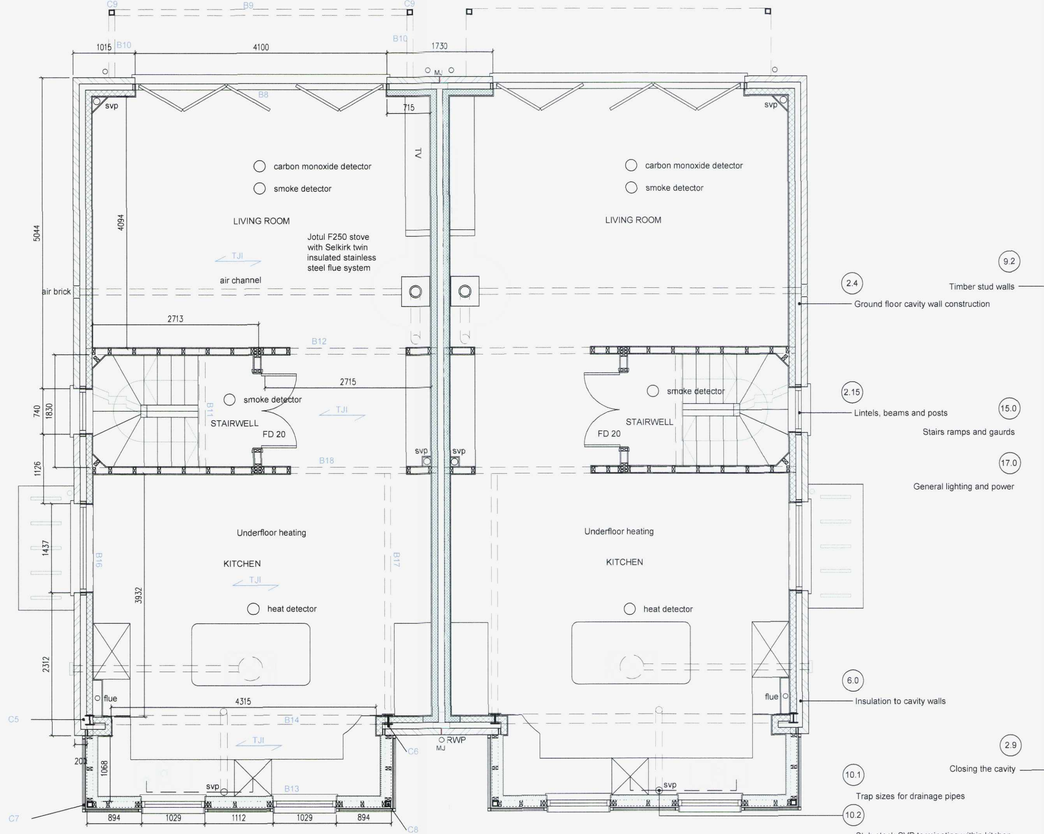

FIRST FLOOR PLAN 1:50

NB ENGINEERS NOTES ADDED IN BLUE

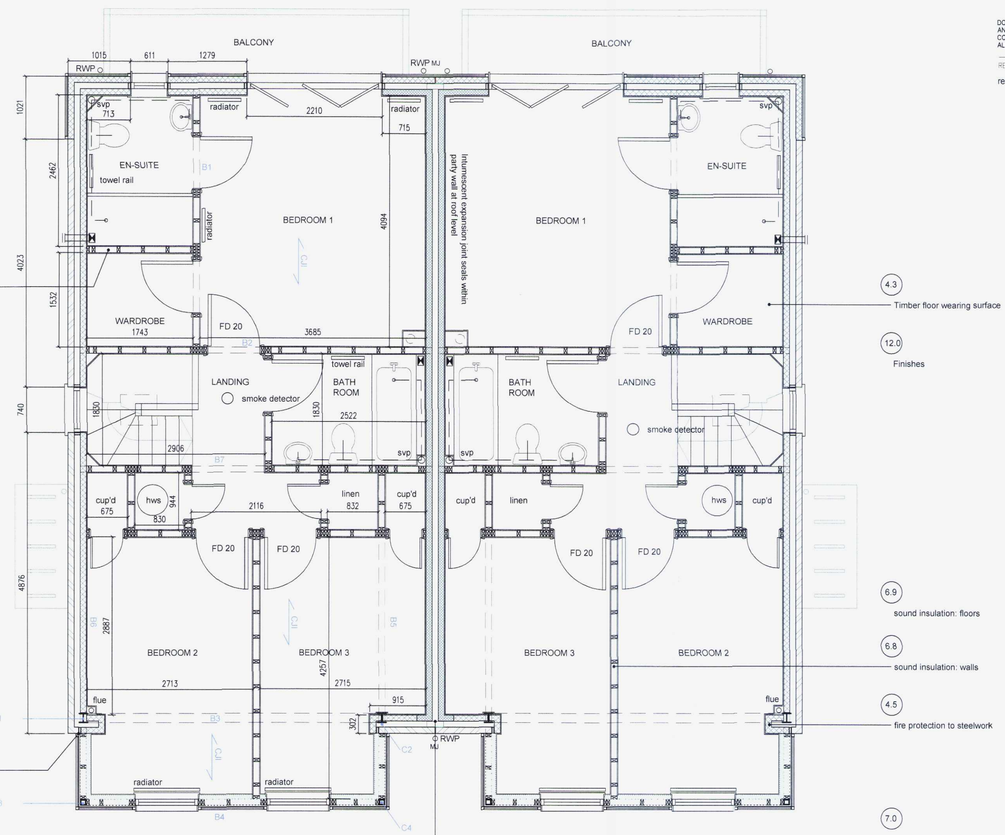

2ND FLOOR PLAN 1:50

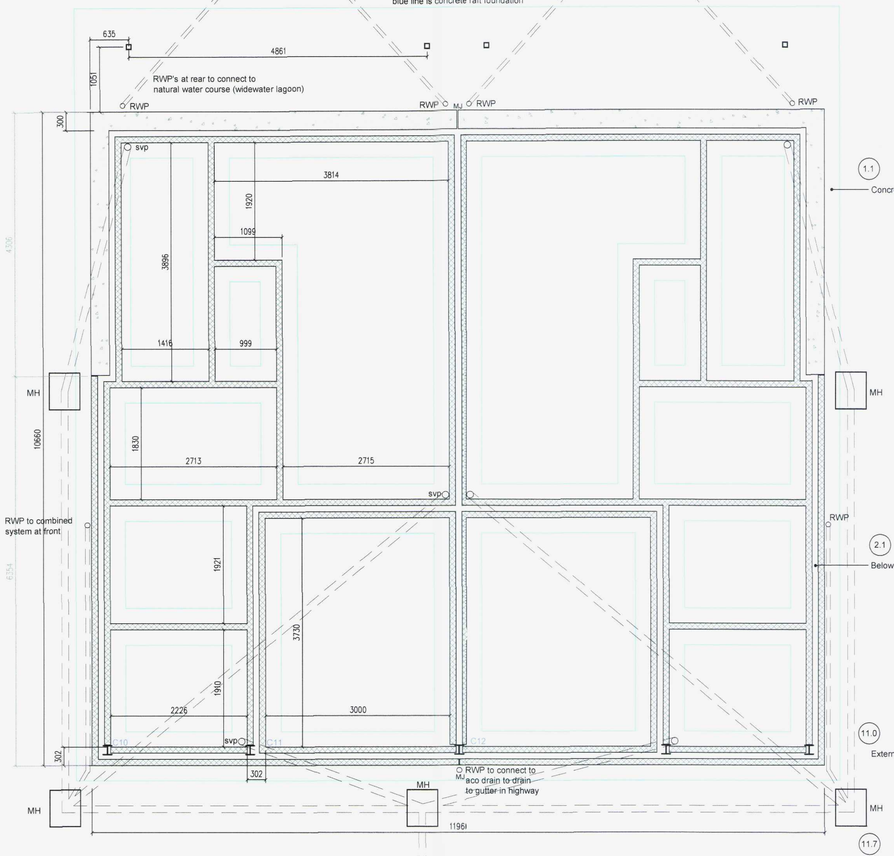

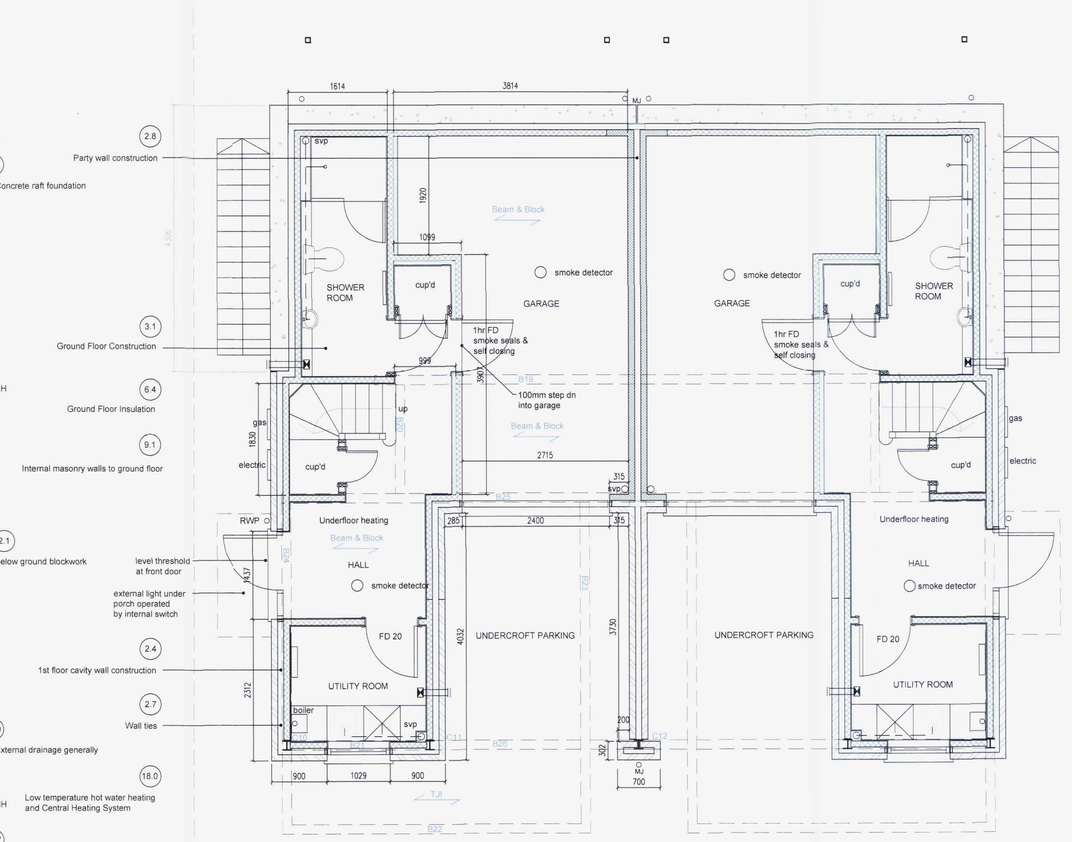

(2.4) Ground floor cavity wall construction
(2.15) Lintels, beams and posts
(15.0) Stairs ramps and gaurds
(17.0) General lighting and power
(6.0) Insulation to cavity walls
(2.9) Closing the cavity
(10.1) Trap sizes for drainage pipes
(10.2) Stub stack SVP terminating within kitchen
(10.3) Branch connections
(9.2) Timber stud walls
(4.3) Timber floor wearing surface
(12.0) Finishes
(6.9) sound insulation: floors
(6.8) sound insulation: walls
(4.5) fire protection to steelwork
(7.0) Robust Details for Party wall construction

(1.1) Concrete raft foundation
(2.8) Party wall construction
(3.1) Ground Floor Construction
(6.4) Ground Floor Insulation
(9.1) Internal masonry walls to ground floor
(2.1) Below ground blockwork
(2.4) 1st floor cavity wall construction
(2.7) Wall ties
(11.0) External drainage generally
(18.0) Low temperature hot water heating and Central Heating System
(11.7)

blue line is concrete raft foundation

DO NOT SCALE THIS DRAWING. CONTRACTORS MUST VISIT THE SITE AND TAKE RESPONSIBILITY FOR CHECKING ALL CRITICAL DIMENSIONS
COPYRIGHT: © JAMES BRECKELL CHARTERED ARCHITECT – ALL RIGHTS RESERVED

REV	DATE	BY	AMENDMENT
rev A	4.05.11	jb	structural engineers info added and building regulations ammendments

BUILDING REGULATIONS DRAWING

James Breckell Architects
The Adur Business Centre
Little High Street
Shoreham by Sea
BN43 5EG
Tel: 01273 467 621
email: james@breckell.co.uk
website: www.breckell.co.uk

CLIENT
Bramber Construction Co. Ltd

JOB
A residential development of 2 houses at 110 Brighton Road, Lancing

DRAWING
Proposed Plans

DATE	Feb 2011
SCALE	1:50
DRAWN BY	jb
JOB NO.	283
DWG NO.	10