DO NOT SCALE FROM THIS DRAWING

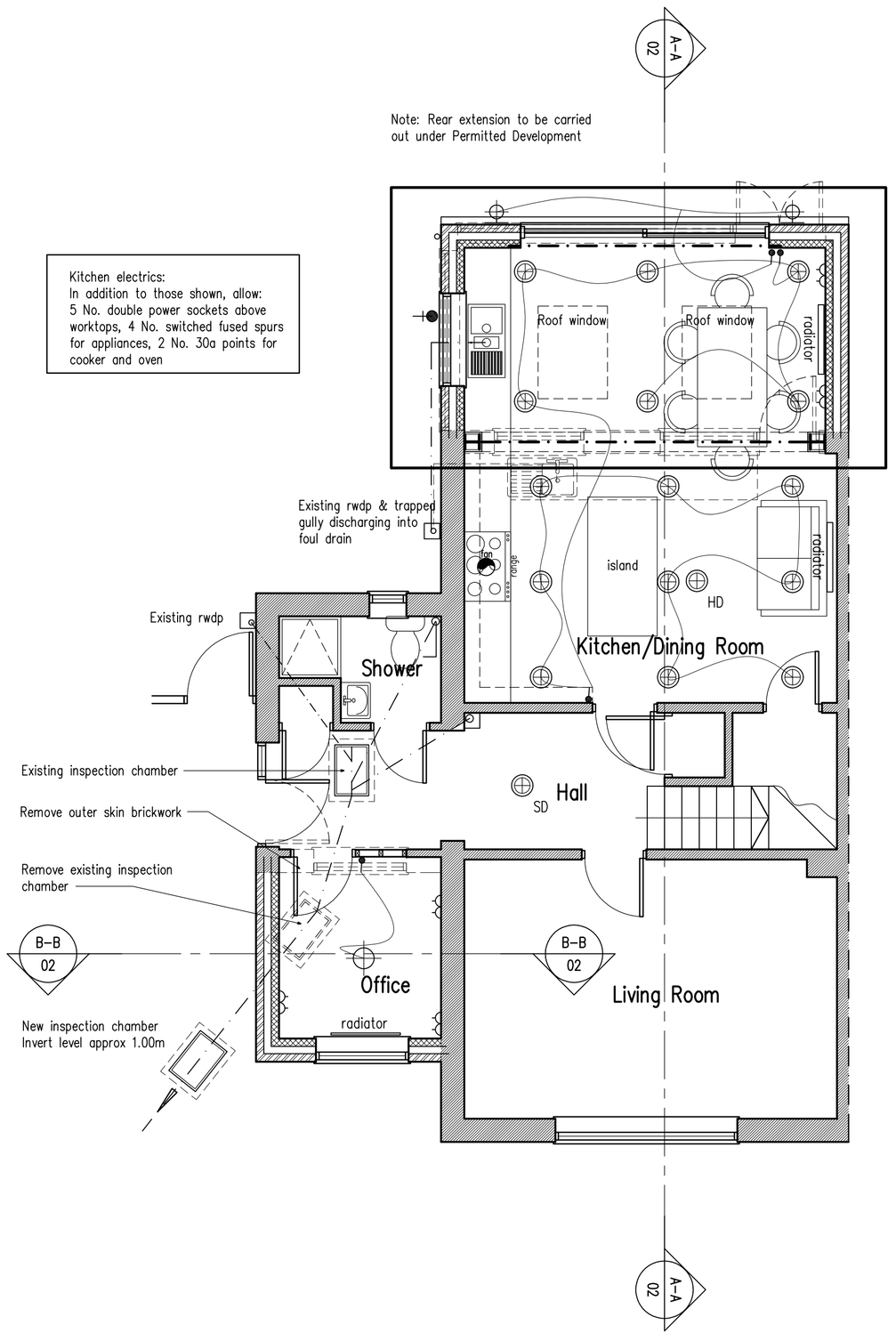

Ground Floor Plan

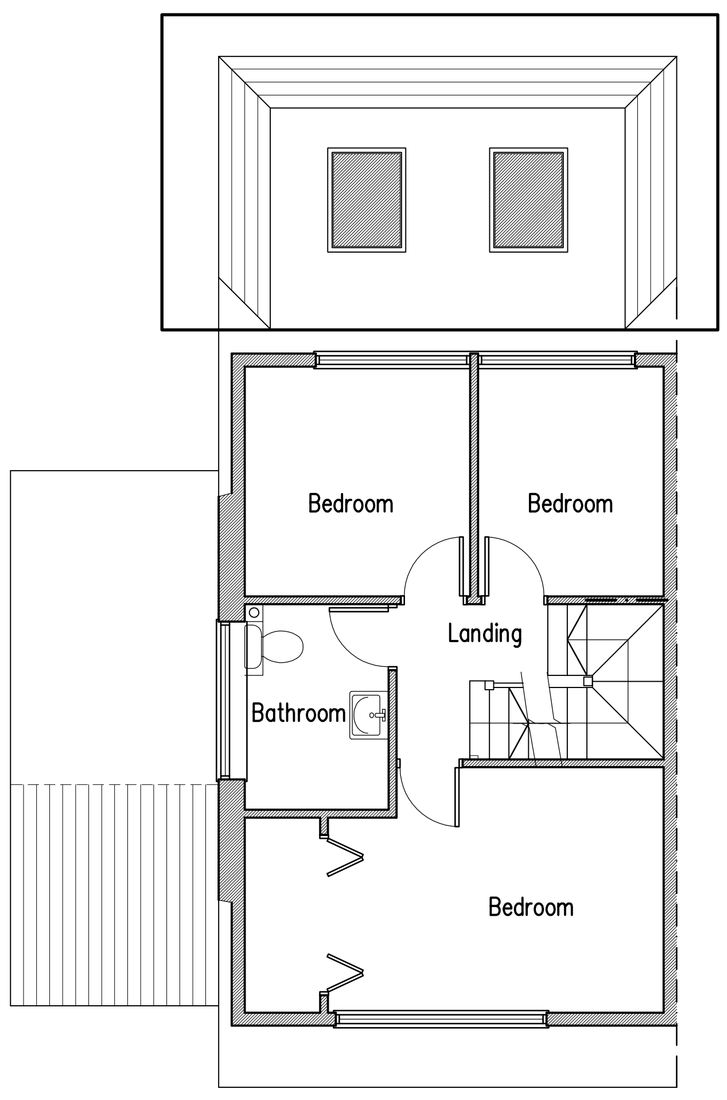

First Floor Plan

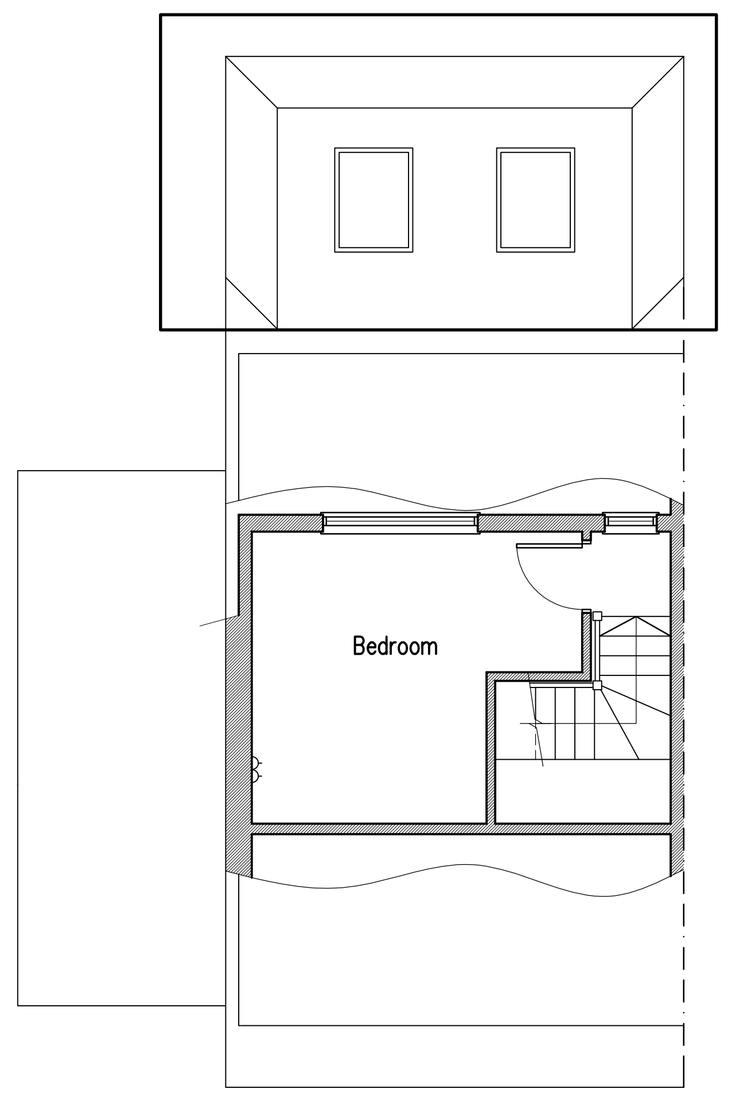

Second Floor Plan

Services Key

- – Denotes pull cord
- 2 – Denotes light switch (2 way)
- t – Denotes light switch (timer)
- dm – Denotes light switch (dimmer)
- in – Denotes light switch (intermediate)
- – Denotes telephone
- EP – Denotes Entry Phone
- – Denotes television aerial points
- S – Denotes satelite point
- – Denotes double socket
- – Denotes double socket (floor level)
- C – Denotes cooker point
- C6 – Denotes Cat 6 point
- – Denotes spur
- – Denotes shaver socket incorporating light
- – Denotes external water tap
- – Denotes wall light
- – Denotes ceiling rose
- – Denotes low energy recessed spotlight
- – Denotes fluorescent tube
- radiator – Denotes radiator
- – Denotes PIR detector
- – Denotes extractor fan
- SD – Denotes smoke detector
- HD – Denotes heat detector
- meter – Denotes meter
- GP – Denotes gas point
- alarm – Denotes alarm panel
- – Denotes alarm key point
- key – Denotes alarm call point
- P – Denotes emergency lighting self contained
- – Denotes door bell sounder
- – Denotes door bell push
- T – Denotes thermostat
- – Denotes speaker
- – Denotes fire extinguisher

1m 2m 3m 4m 5m 6m 7m 8m 9m 10m
1:50 Scale Bar

B	12.03.19	Roof amended to suit planners comments
A	07.02.19	Client's requirements added

Proposed Single Storey Rear & Side Extensions at: 17 Rosemary Drive, Shoreham-By-Sea, West Sussex

rja Planning & Building Consultants Ltd.
1st Floor
10 High Street
Shoreham-By-Sea
West Sussex BN43 5DA
t: 01273 467297 mob: 07971 375739
e: rex@rjapbc.co.uk web: www.rjapbc.co.uk

Chartered Institute of Architectural Technologists

PROJECT: 17 Rosemary Drive, Shoreham–By–Sea, West Sussex
DRAWING TITLE: Proposed Floor Plans
CLIENT: Mr & Mrs D. Taylor
DWG NO: 19726–01
REVISION: B
SCALE: 1:50 @ A1
DATE: 06.02.19
DRAWN: rex