RECEIVED
3/9/09
OFFICE COPY
Do not scale from this drawing.
Contractors must confirm site dimensions before starting work on shop drawings.
Revisions Date Authorised

ELEVATION No.2 - BLOCK C

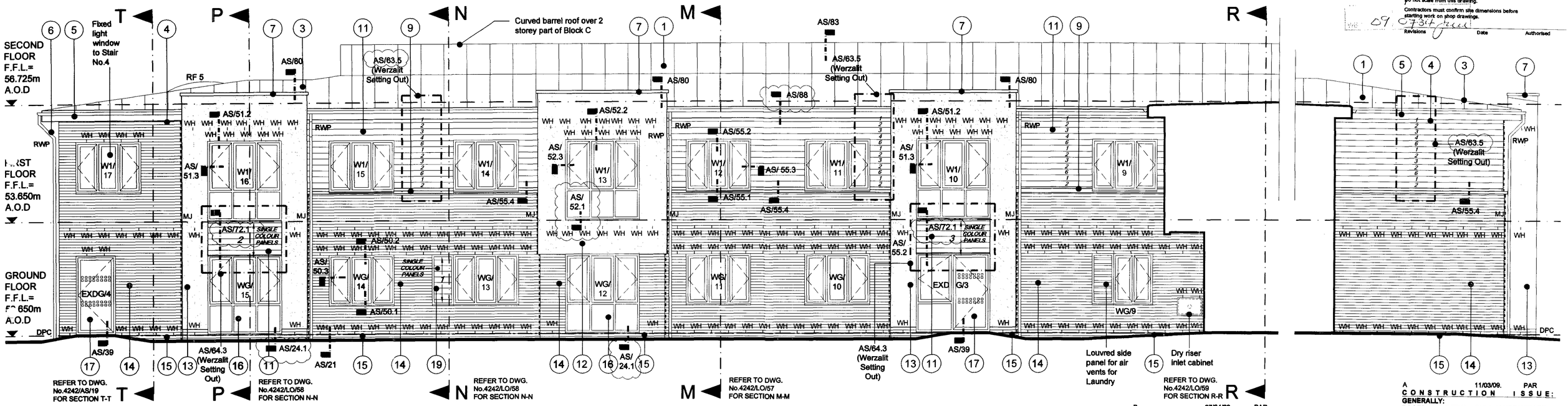

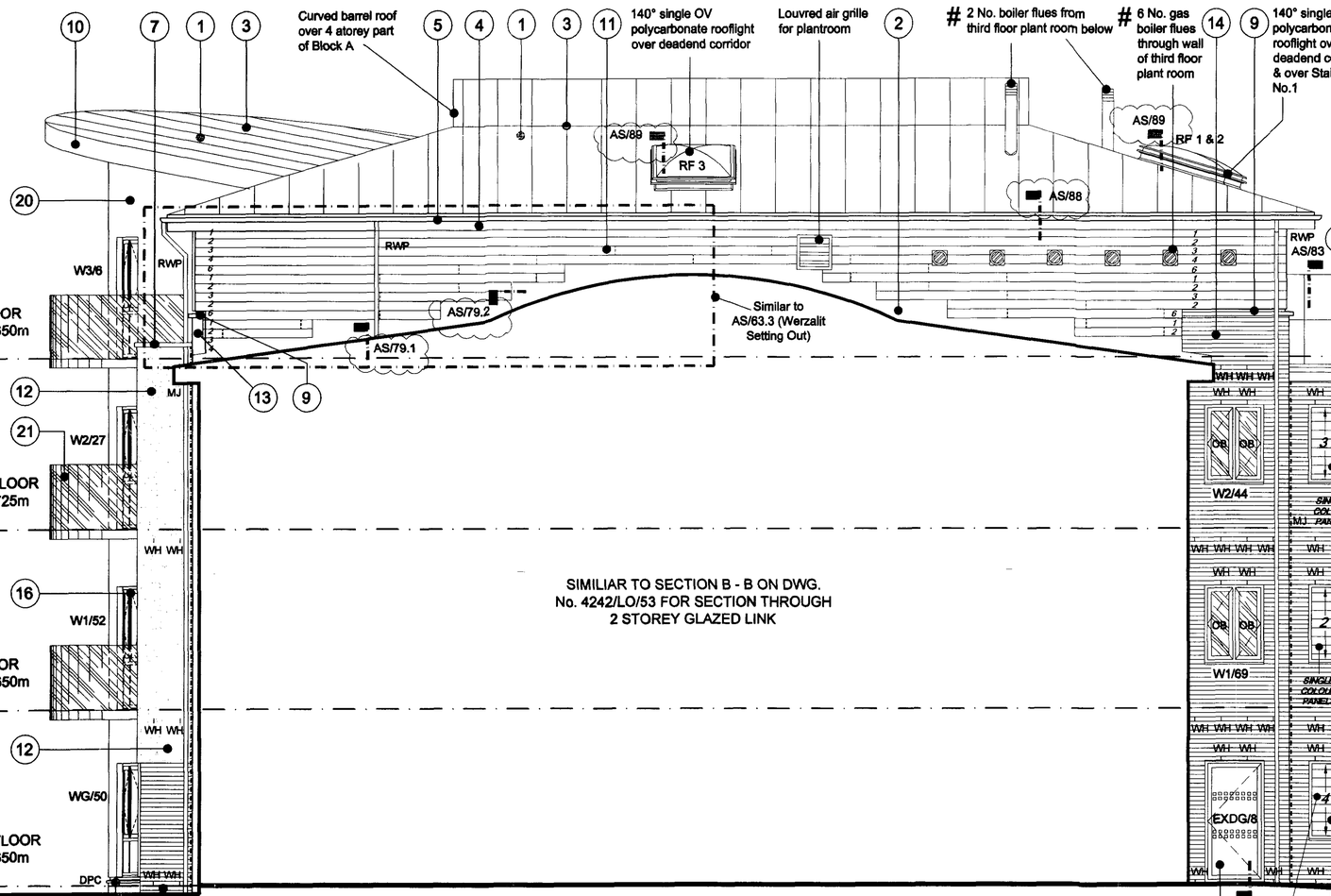

ELEVATION No.1 - BLOCK A

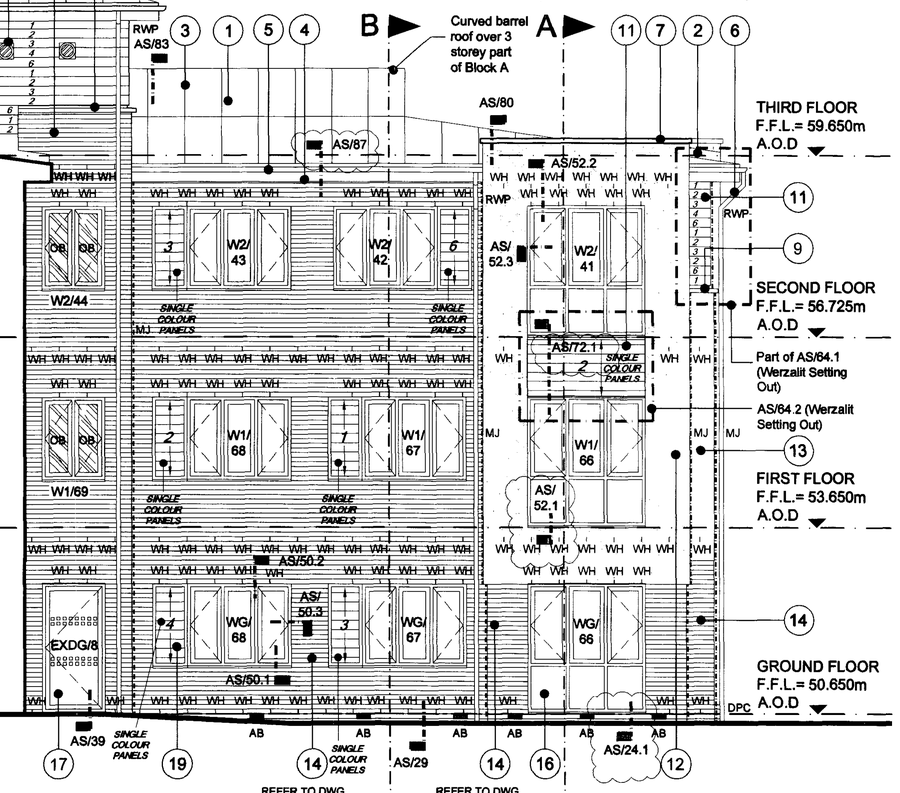

A 11/03/09. PAR
CONSTRUCTION ISSUE:
GENERALLY:
ROOFS AMENDED IN ACCORDANCE WITH REVISED SECTION & TIMBER FRAME MANUFACTURERS DWG. PARAPETS AMENDED AS DETAILS. NOTES ADDED RE: AIR EXTRACTS TO END OF BARREL ROOFS. ADDED KEY NOTE REF. No.s, DETAIL REF.No.s & SECTION LINES. REFERENCE ADDED TO IN/07 (KEY PLAN OF ELEVATIONS). AMENDED REFERNCE TO WINDOW & DOOR DWG. NOW IN/09, 11 & 12. ADDED REFERNCE TO KEY TO NOTATION (LO/41). MOVEMENT JOINTS, RWPs, DPC, WEEPHOLES & AIR BRICKS SHOWN.
ELEVATION No.1:
AMENDED TURRET ROOF, WALLS BALCONY & WINDOWS/DOORS IN LINE WITH REVISED DRAWINGS. NOTE ADDED RE: WEEPHOLE AROUND BASE OF TURRET. FLUES ADDED. AMENDED/OMITTED LOUVRES AIR VENTS TO PLANTROOM AT THIRD FLOOR
ELEVATION No.2:
OUTLINE OF SECTION K-K AMENDED AS SECTION. DRY RISER INLET CUP.D ADDED.- BMC

B 27/04/09. PAR
GENERALLY: WERZALIT CLADDING HATCHING ADJUSTED TO COURSE IN WITH ALL DETAILS (FOLLOWING MEETING WITH CLADDING PANEL MANUFACTURER). REFERENCE NUMBERS FOR WERZALIT CLADDING COLOURS & KEY ADDED ALONG WITH KEY TO RENDER COLOURS. HATCHING (DOTS) ADDED TO DENOTE RED COLOURED RENDERED BAYS. ROOFLIGHTS ADJUSTED AS REVISED DETAILS & ROOF PLAN. FURTHER WEEPHOLES ADDED TO TOP OF RENDRED BAYS TO PARAPET WALL (AS REVISED DETAILS). ADDED DWG. REFERENCES TO WERZALIT SETTING OUT ELEVATIONS. NOTE ADDED RE: SINGLE COLOURED CLADDING PANELS. **ELEVATION No.1:-** ROOF UPSTAND/WERZALIT BOARDS ARRANGMENT AMENDED. NOTE TO TURRET RENDERED CURVED WALLS CORRECTED TO ITEM No.20 (NOT 19).
C 08/05/09. PAR
GENERALLY: REFERENCES TO DETAILS ADDED OR AMENDED (AS CLOUDED) FOLLOWING COORDINATION OF / NEW DETAIL, FOR WERZALIT CLADDING PANELS (FOLLOWNG MEETING MANUFACTURER). - BMC

NOTES:

FOR NORTH ELEVATIONS REFER TO DWG.No.4242/LO/41 & 42.
FOR SOUTH ELEVATIONS REFER TO DWG.No.s 4242/LO/43 & 44.
FOR EAST ELEVATION REFER TO DWG.No.4242/LO/45.
FOR WEST ELEVATION REFER TO DWG.No.4242/LO/46.
FOR ELEVATION No.s 3 - 5 REFER TO DWG.No.4242/LO/48.
ALL ELEVATIONS TO BE READ IN CONJUNCTION WITH 1:50 FLOOR PLANS DWG. No.s 4242/LO/7 - 25, PLUS WINDOW & DOOR ELEVATION DWG. No.4242/IN/09, 11 & 12.
FOR KEY PLAN TO ELEVATIONS REFER TO DWG.No.4242/IN/07

FOR KEY TO NOTATION REFER TO DWG.No.4242/LO/41

CONSTRUCTION

SAXON WEALD
DURRINGTON LANE
WORTHING

ELEVATION No.s 1 & 2
BLOCKS A & C

Drawn: BMC Authorised: PAR
Scale: 1:50 @ A1 Date: Sept. 08

4242	LO	47	Revision: C

The Tooley & Foster Partnership
ARCHITECTS · DESIGNERS
Warwick House, 116 Palmerston Road
Buckhurst Hill, Essex, IG9 5LQ
tel: 020 8504 9715
fax: 020 8505 1779
e-mail: architects@tooleyfoster.com
www.tooleyfoster.com
©