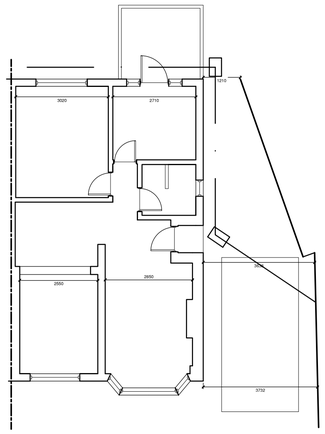

Existing Ground floor plan
Scale: 1:100

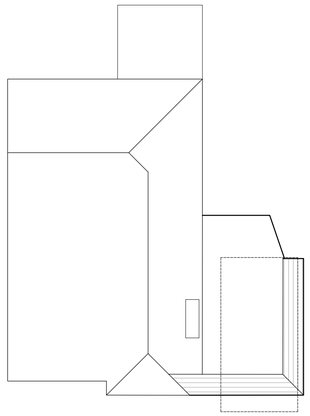

Proposed Roof plan
Scale: 1:100

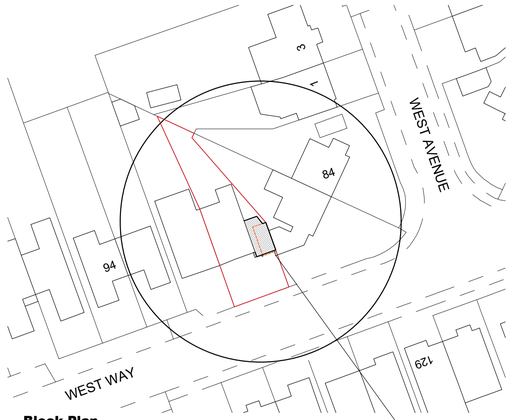

Block Plan
Scale: 1:500

0 10 20 30 40 50m

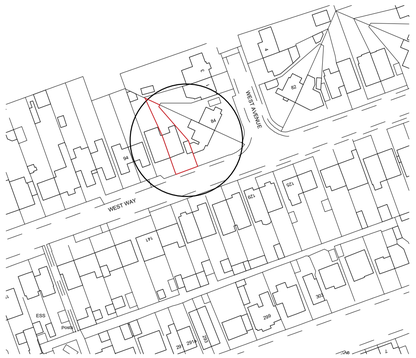

Location Plan
Scale: 1:1250

0 10 20 30 40 50m

Next door extension projecting 870mm past proposed extension to 88 West Way

Proposed extension 220mm less than existing garage.

Proposed extension 340mm past existing bay.

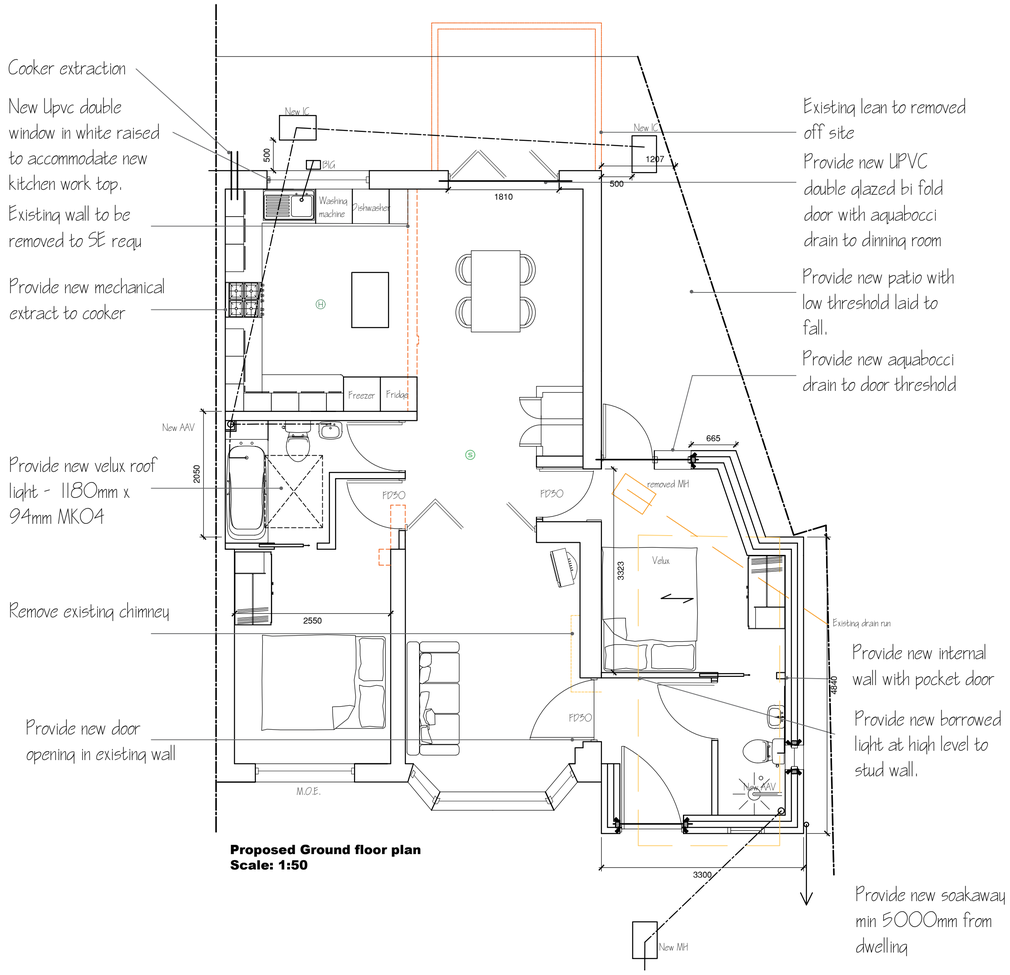

Proposed Ground floor plan
Scale: 1:50

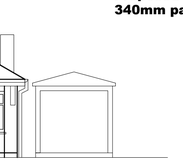

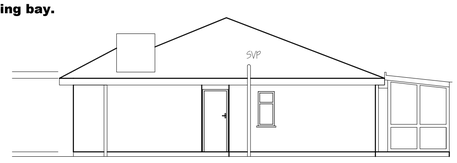

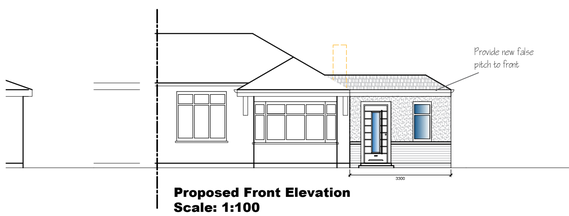

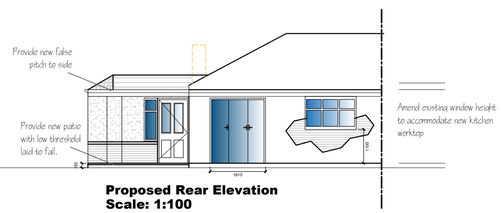

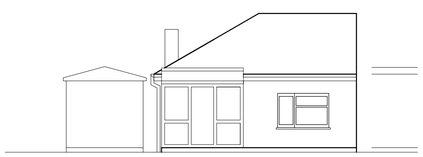

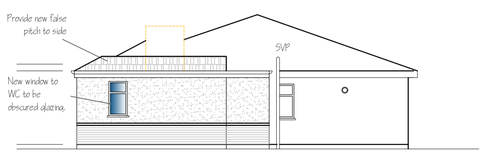

Scale: 1:100

0 5 10

NOTE:

This drawing is to be read in conjunction with the Construction Notes and Structural Engineer's details.
The Contractor is responsible for all setting out and must check levels and dimensions on site before ordering materials or commencing work.
Refer to written dimensions only. Do not scale from drawings, except for the purposes of Planning assessment.
The Architect is to be immediately notified of any omissions or discrepancies.

PARTY WALLS:

Work to Party Walls (including insertion of flashings, beam bearings, etc) are subject to Party Wall agreements with neighbours and are to be arranged by the Client in accordance with Party Wall Act

SERVICES LEGEND:

- TELEVISION POINT
- TELEPHONE POINT
- 13 AMP DOUBLE SWITCHED SOCKET OUTLET
- CEILING LIGHT - PENDANT FITTING
- ONE WAY LIGHT SWITCH
- TWO WAY LIGHT SWITCH
- NEON INDICATOR SWITCH FOR LOFT LIGHT
- ENERGY EFFICIENT RECESSED DOWNLIGHTER
- MAINS INTER-LINKED SMOKE DETECTOR
- MAINS INTER-LINKED HEAT DETECTOR
- SPRINKLER HEAD (FLUSH TYPE)
- NEW RADIATOR (INDICATIVE SIZE)
- SHAVING POINT
- FUSED SPUR FOR TOWEL RAIL
- SINGLE SWITCH FUSED SPUR BELOW WORKTOP
- CONSUMER UNIT
- CAT 5 / CAT 6 DATA CABLE SOCKET
- COOKER SWITCH
- MECHANICAL EXTRACT FAN COOKER HOOD
- UV ELECTRIC HEATER

Revision	Date:	Details:	Initials:
N	18/12/18	Client Amendments	DLS
M	26/10/18	Client Amendments	DLS
L	24/10/18	Planning Amendments	DLS
K	05/10/18	Client Amendments	DLS
J	28/08/18	Client Amendments	DLS
I	14/08/18	Dims Amendments	DLS
H	13/08/18	Client Amendments	DLS
G	11/08/18	Client Amendments	DLS
F	09/08/18	Client Amendments	DLS
E	03/08/18	Client Amendments	DLS
D	01/08/18	Client Amendments	DLS
C	23/07/18	Client Amendments	DLS
B	06/07/18	Client Amendments	DLS
A	05/07/18	Client Amendments	DLS

These drawings and designs are the property of Shear Architectural Design Ltd and must not be copied, retained, or used without prior written consent.
© Copyright

CREATE INSPIRE ENHANCE

SHEAR ARCHITECTURAL DESIGN

2 Saffron Close
Shoreham-By-Sea
West Sussex
BN43 6JF
07881 656512
info@sheararchitecturaldesign.co.uk

PROJECT:

88 Westway
Lancing
West Sussex
BN15 8NB

DRAWING TITLE:

Side Extension

NORTH

DATE: 30/06/2018
SCALE: various
DRAWN:
CHECKED:
SHEET OF

PROJECT NUMBER:	DRAWING NUMBER:	REVISION:
18/11	SKI	N