T.P. OFFICE COPY

REVISED PLAN

BOROUGH OF WORTHING
DEPOSITED 9/5/08
TP REF NO
WB / 07 / 1403/pm

WORTHING BOROUGH COUNCIL
2 7 MAY 2008
CONSENT GRANTED
SUBJECT TO CONDITIONS

Elevation Superseeded 22/5/08 REJ

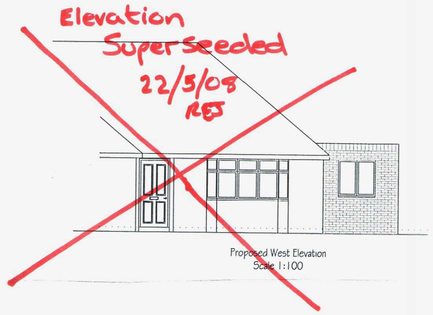

Proposed West Elevation
Scale 1:100

Elevation Superseeded 22/05/08 REJ

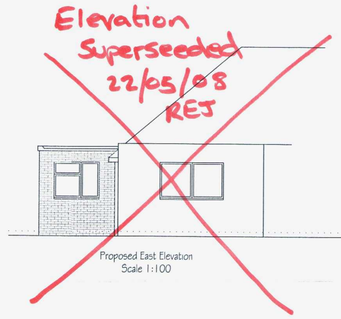

Proposed East Elevation
Scale 1:100

Elevation Superseeded 22/05/08 REJ

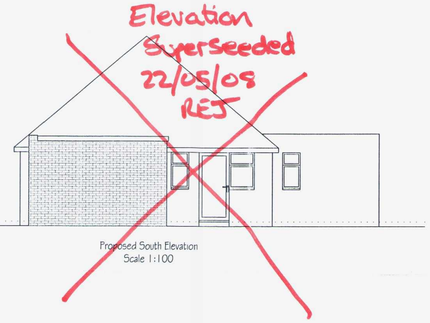

Proposed South Elevation
Scale 1:100

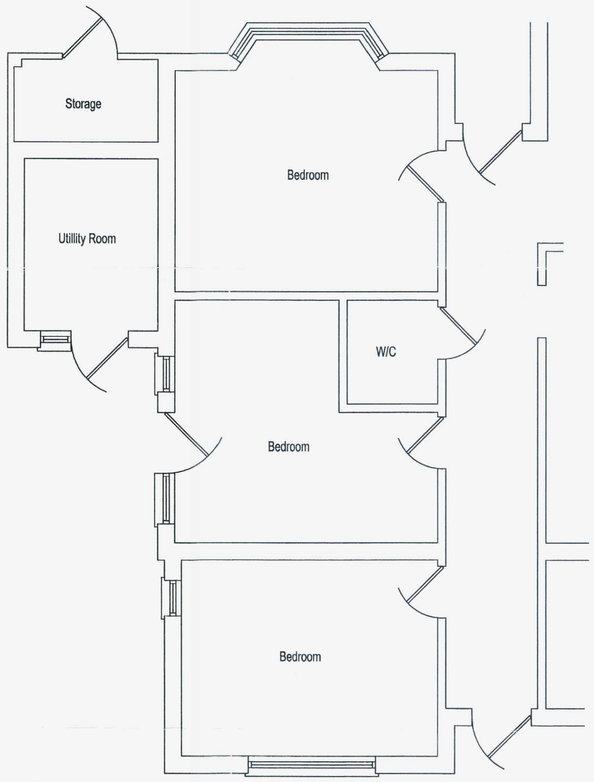

Existing Ground Floor
Scale 1:50

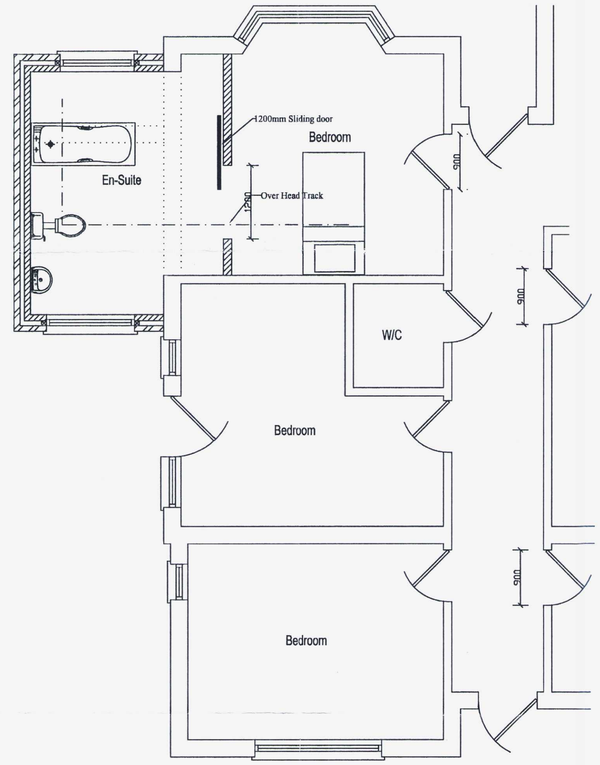

Proposed Ground Floor
Scale 1:50

- All dimensions must be checked on site and not scaled from this drawing, apart from Local Authority.

- No work is to be commenced untill full Planning Permission/ Building Regulations have been approved and any conditions discharged. Any work started prior to approval is entirely at clients/ contractors risk.

- The contractor is responsible for taking and checking all levels, dimensions etc, prior to ordering materials and starting work.

- Where approval of materials by Local Authority is a condition of the Planning Concent, samples must be supplied to the relevant officer or approved in writing before relevant works are commenced.

- It is the responsibility of the building owner, or tennant, to comply with the requirements of 'The Party Wall Act 1996' in respect of excavation and construction in proximity to certain buildings or structures; and for connected purposes.

ROBERTS & WRIGLEY ASSOCIATES
27A GORING ROAD, GORING BY,SEA, WEST SUSSEX, BN12 4AR
TEL: 01903 240169 EMAIL: rwassociates@tiscali.co.uk

CLIENT: MR & MRS STENNING

Company:

Site Address: 39 PENDINE AVENUE
WORTHING
WEST SUSSEX
BN11 2NA

DRAWING TITLE: PROPOSED CONVERSION OF THE UTILITY ROOM AND STORAGE INTO AN EN-SUITE.

DRAWN: JAMES ROBERTS

DATE: 20TH SEP 07

SCALE: 1:50 & 1:100

JOB No.: 06/000

All Dimensions of existing buildings/ boundarys to be verified on site by contractor, with any discrepancies reported back before commencement of work.
This drawing is the copyright of Roberts & Wrigley Associates and shall not in any way be used or reproduced without written consent.

DRAWING No.: DRAWING 01
PROPOSED FLOOR PLANS

REV.	Date
REV.	Date
REV.	Date