Notes:
1. All dimensions are in mm and should be checked on site. Any differences should be brought to the attention of GrumittWade.
2. To be read in accordance with the specification and building notes.
3. Contractor should refer to specification and Building Notes as well as drawings for details of construction



PROPOSED EAST ELEVATION



PROPOSED NORTH ELEVATION



PROPOSED SOUTH ELEVATION

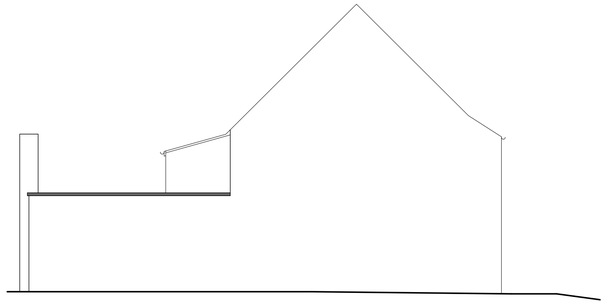

PROPOSED WEST ELEVATION

0 1 5 10

SCALE BAR (m)

REAR GARDEN

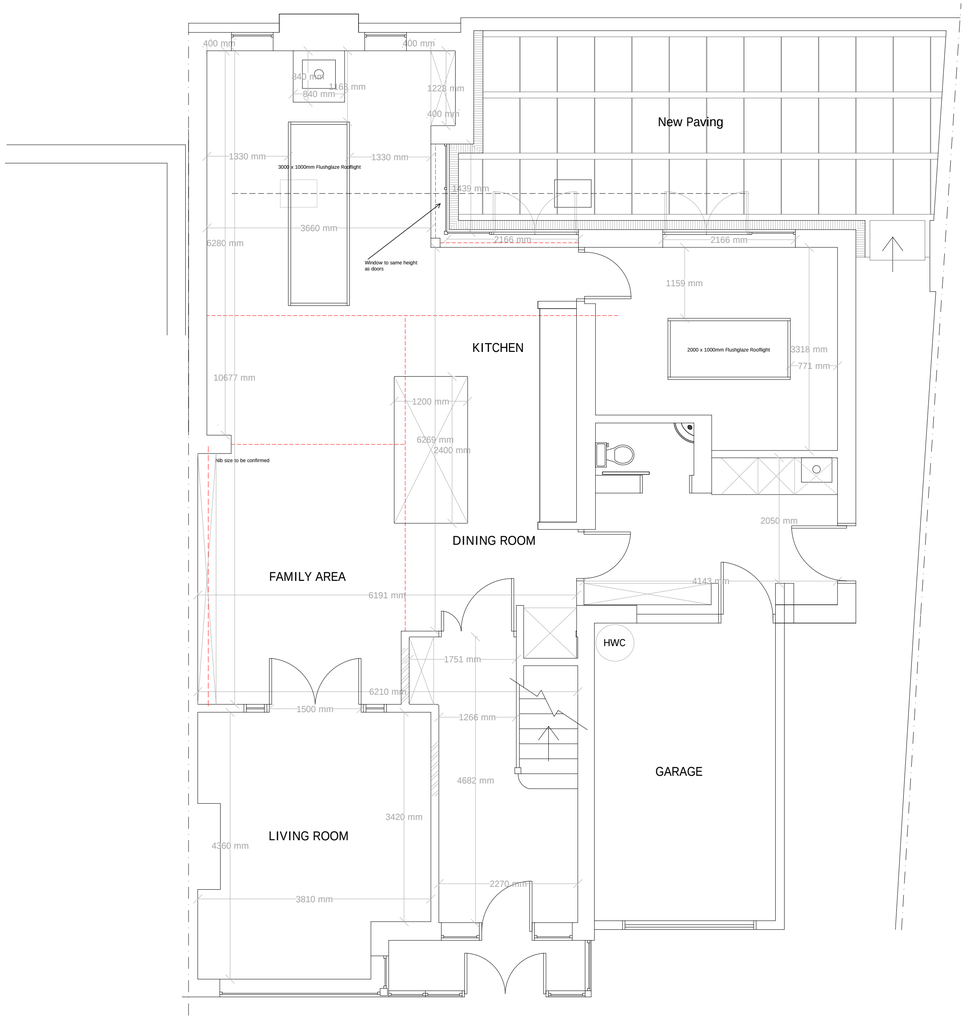

PROPOSED GROUND FLOOR PLAN

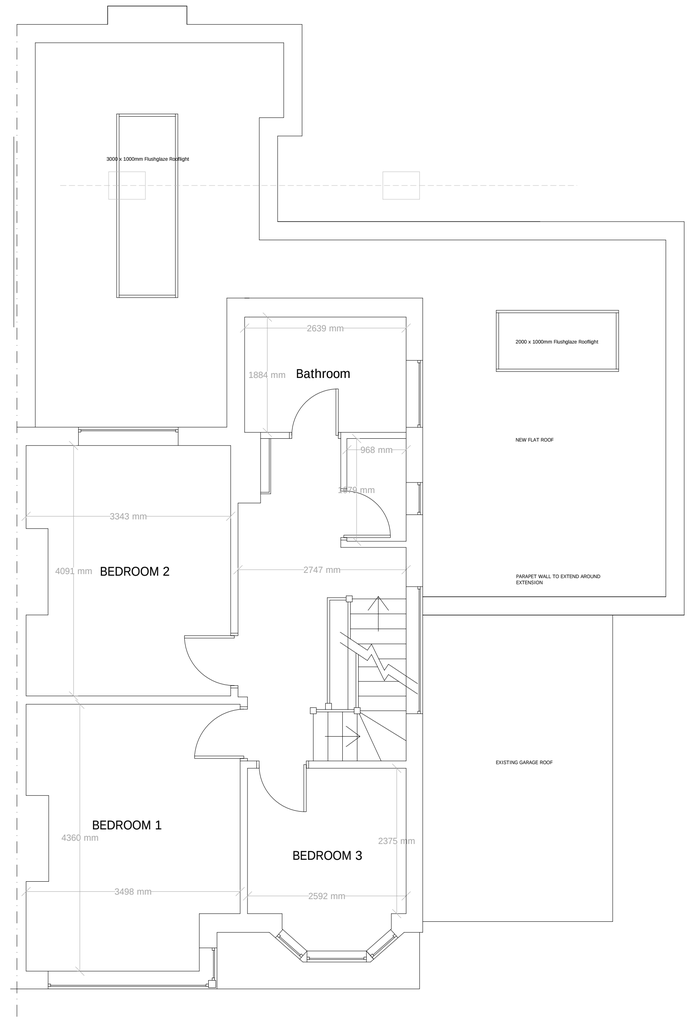

PROPOSED FIRST FLOOR PLAN

0 1 5 10

SCALE BAR (m)

No.	Description	Date
6	Raise chimney stack	06/12/17
5	Forming chimney stack	20/10/17
4	Proposed West Elevation	21/2/17
3	Change to extension wall finish	19/1/17
2	Change to RWO positions and remove wall adjacent to HWC	20/12/16
1	HWC position	15/12/16

Amendments:

Address: 386 Upper Shoreham Road, Shoreham, West Sussex, BN43 5NB

Client: Mr & Mrs Hillman

Drawing Title: Proposed Ground & First Floor Plan, Proposed Elevations

Drawing Ref.: mm/02/Upper 386

Planning Applications
Building Regulation Drawings
Design Consultants
Party Wall Surveyors
Building Surveys/ Homebuyers Survey

Project Management
Disabled Access Auditing
Building Defect Analysis
CDM
Expert Witness

Contact Details: Telephone: 01903 877724 | Email: mark@jesseymason.co.uk
Contact Address: Unit 3, Tungsten Building, George Street, Hove, BN41 1RA

Scale: Floor Plans 1:50, Elevation 1:100 | Paper: A1 | Date: Oct 2016 | Revision No: | N