All work to comply with building regulations and planning consent.
Workmanship and materials to comply with British standards and code of practice.
Scaled dimensions are approximate, take exact dimensions from site.
This drawing was prepared for local authority approval and not as a working drawing.
LOCAL AUTHORITY MAY SCALE THE DRAWING
Any deviation from the drawing to be agreed with the local authority.
Any queries to be agreed prior to construction.
See separate details for Structural engineers calculations.

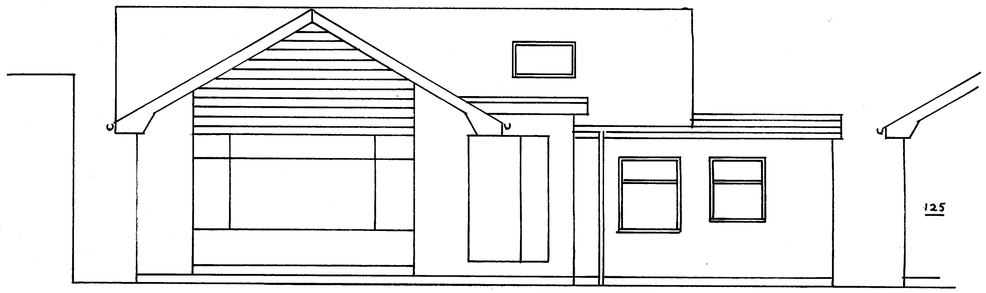

FRONT ELEVATION (WEST) 1:50 AT A1

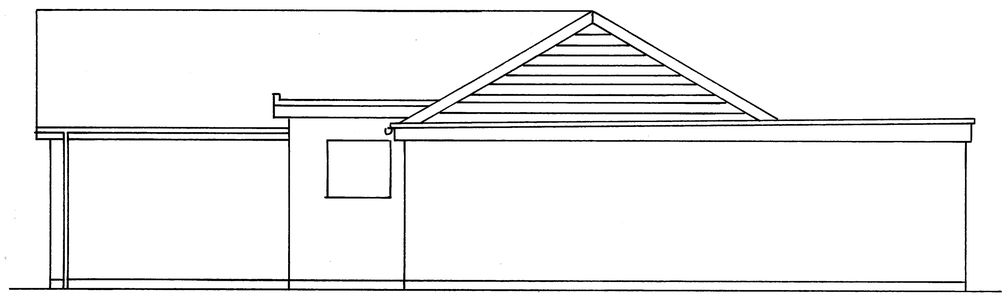

SIDE ELEVATION FROM 125 (SOUTH) 1:50 AT A1

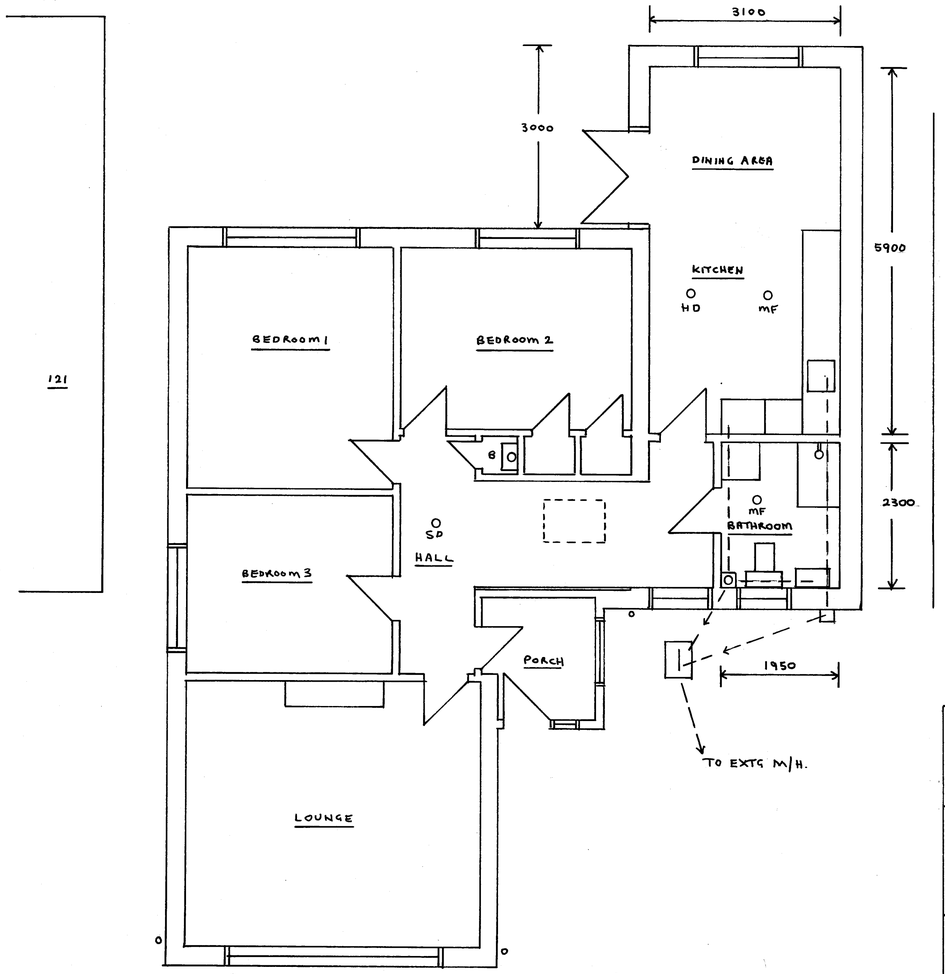

GROUND FLOOR PLAN 1:50 AT A1

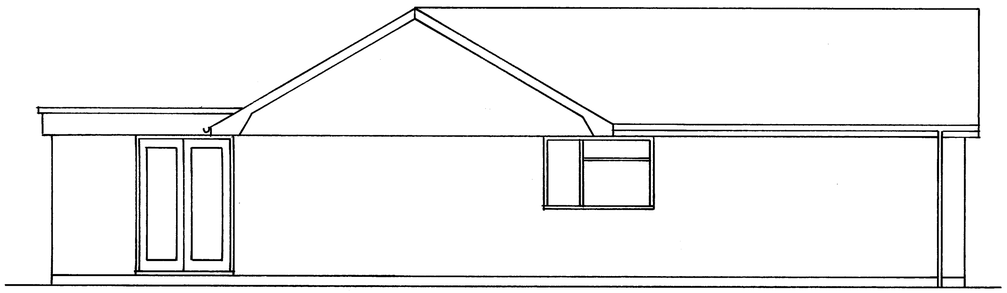

SIDE ELEVATION FROM 121 (NORTH) 1:50 AT A1

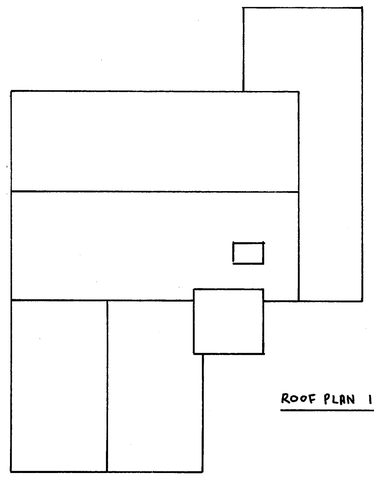

ROOF PLAN 1:100 AT A1

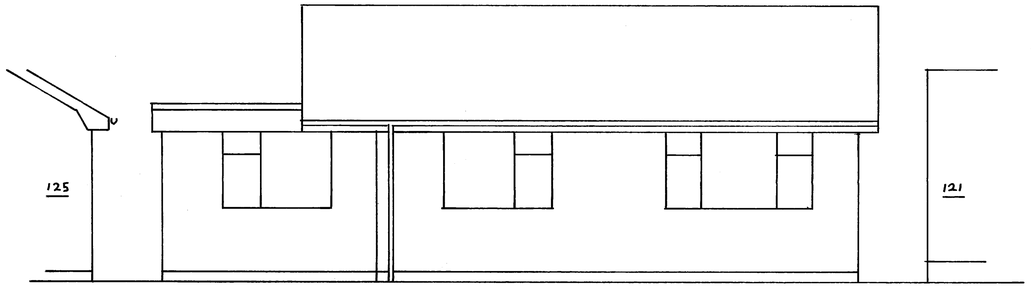

REAR ELEVATION (EAST) 1:50 AT A1

0 1 2 1-50 1-100 3 4 5
0 1 2 4 6 8 10

Tony Standing Designs
Drawing for Domestic Extensions

Title	PROPOSED EXTENSION AND ALTERATIONS AT 123 ADUR AVENUE, WORTHING. BN13 3NE.				
Client	MR. J. FRANCIS.				
Drawn By: Date	TS JUNE 23	Drawing Revision	C1133-3 A	Scale	AS SHOWN
Mr A J G Standing 4 Coombe Road, Steyning BN44 3LF		Phone: 01903 814151 / 07595 277995			

Sheet Size A1