Areas Subject To Application For Non Material Ammendment

ALL SIDE WINDOWS OBSCURE GLAZED AND FIXED SHUT

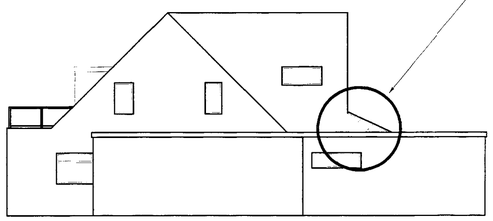

EAST ELEVATION

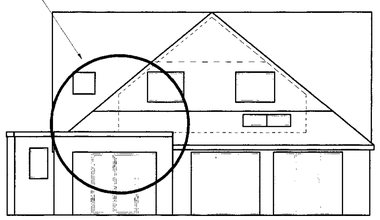

REAR ELEVATION

STAINLESS STEEL AND GLASS BALUSTRADE

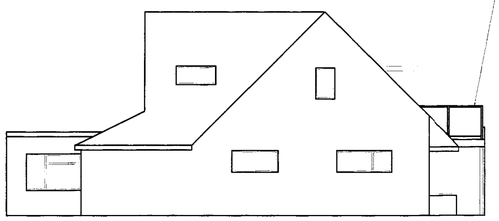

WEST ELEVATION

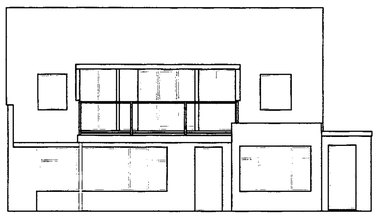

FRONT ELEVATION

Notes For Plan

All Works To Comply With Building Regulations 2010 As Ammended.
All Plumbing To Bs 752.
All Drainage To Bs 12056.
All Gas/ Heating And Hot Water Works To Be By Gas Safe Registered Installer.
Water To All Outlets To Be Wholesome Water Max Temperature 48/0c.
All Electrical Works By Part P Certified Electrician.
Existing Structure To Be Checked And Upgraded As Necessary Prior To Comencement Of Other Works.
All Steelwork To Be Protected By Two Layers 12.5mm Plasterbourd With A 5mm Set Finish Or Approved Intumecesant Paint.
Pad Stones Min 150 High And To Suit Brick Sizes.
Windows All Double Glazed To Comply With Latest Heat Loss Regulations Min 1.6w/M2/0k.
Fire Escape Windows To All Habitable Rooms Min 450 X 450 Mm Min .333m2 gill height more than 800 mm and less than 1.1m above floor level.
Min 1/20 Of Floor Area Openable Ventilation. Min 8000mm Trickle Ventilation To Each Room.
Mechanical Extract To Utility And Kitchen(By Cooker Hood) Min 30 L/S. Bathroom min 15 l/s
Mechanical Extract To Internal wc 6l/S With 15 Min Overrun and 10mm Airgap Below Door.
Drainage 100mm Soil And Vent Pipe.Underground Quality Where Necessary Surrounded In 100 Pea Shingle.
Vent Pipes To Finish Min 900mm Above Any Window Within 3m.
38mm Waste To Sink Bath And Shower, 32 Mm Waste To Basins 50mm Where Any Wastes Are Combined.
Rodding Points At All Changes In Direction 75mm Deap Seal Traps.
100 Half Round Pvc Gutter With 83 Down Pipes To Dicharge To Existing Disposal System Or If Inadequate Soakaway Min 1m3 Min 2m From Any Building.
Mains Connected Fire Alarm System To Extended Area, Ground Floor Hallway And Any Landings Inter linked. Heat detector to kitchen.
Energy Efficient Lighting To Altered Areas Min 3 In 4.
100 Sound Insulation To All Lightweight Partitions And Upper Floors.

Eaves carrier to be provided. Lead flashings and cavity trays to be provided at all junctions between walls and roofs.

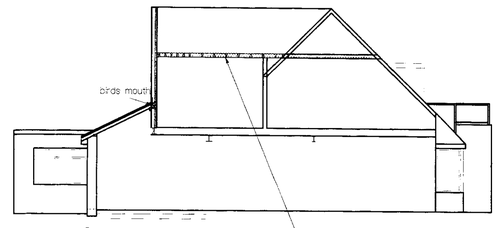

section a-a



section b-b

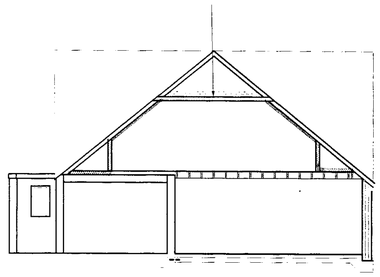

section c-c

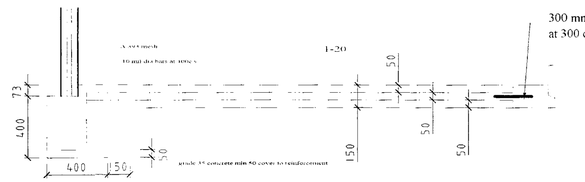

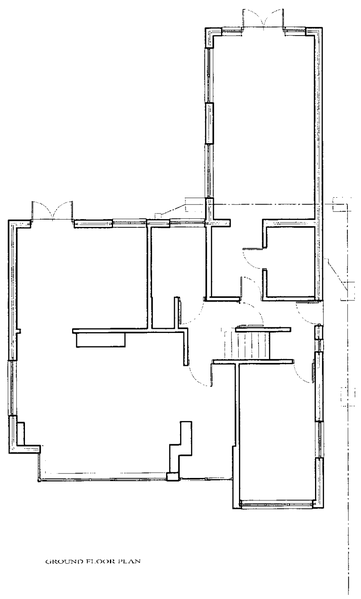

GROUND FLOOR PLAN

EXISTING

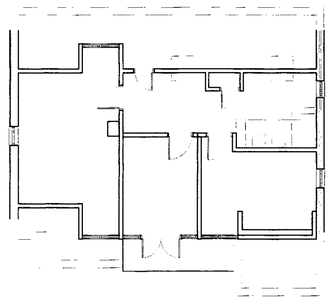

FIRST FLOOR PLAN

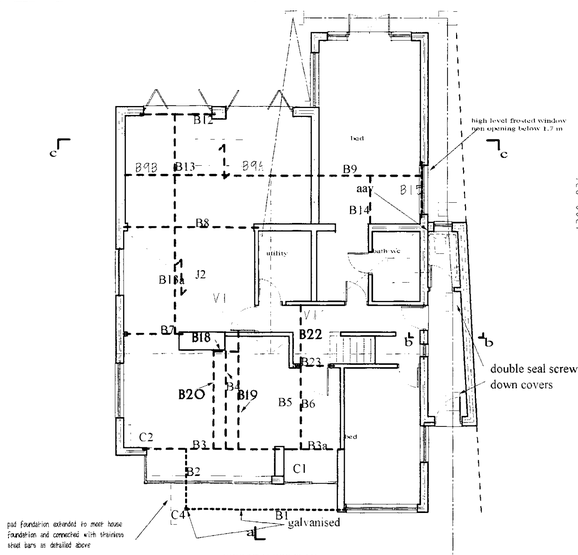

GROUND FLOOR PLAN

PROPOSED

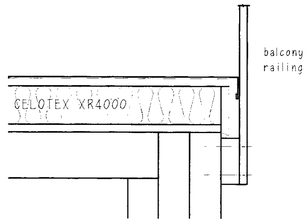

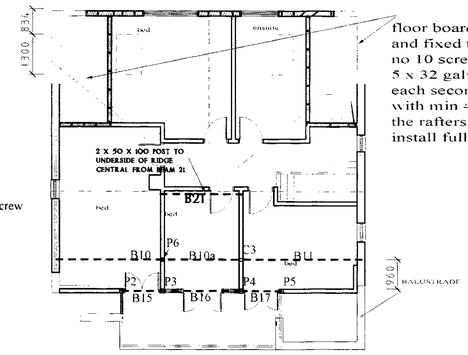

FIRST FLOOR PLAN

floor boarding taken right across eaves and fixed too joists with 50 mm no 10 screws at 200 c/s
5 x 32 galvanised tie bars fixed too each second rafter and too floor boarding with min 4 no. No 10 screws to extend into the rafters or noggins min 25mm.
install full depth solid noggings below straps

Received
13 OCT

STEPHEN BROMLEY ASSOCIATES
5 WEST ST SHOREHAM BY SEA
WEST SUSSEX BN43 5WF

PROPOSED EXTENSIONS

AT SCALE 1-100

16 KINGS WALK SHOREHAM BY SEA

dwg no 9305/1k