EXISTING



Rear Elevation (west)
including garage

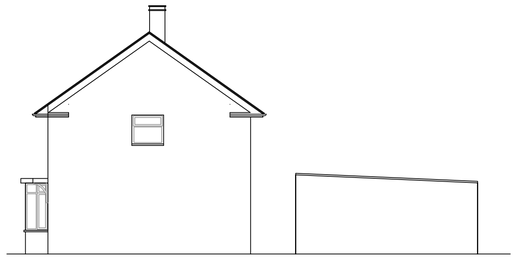

Side Elevation (north)

Elevations (1:100)

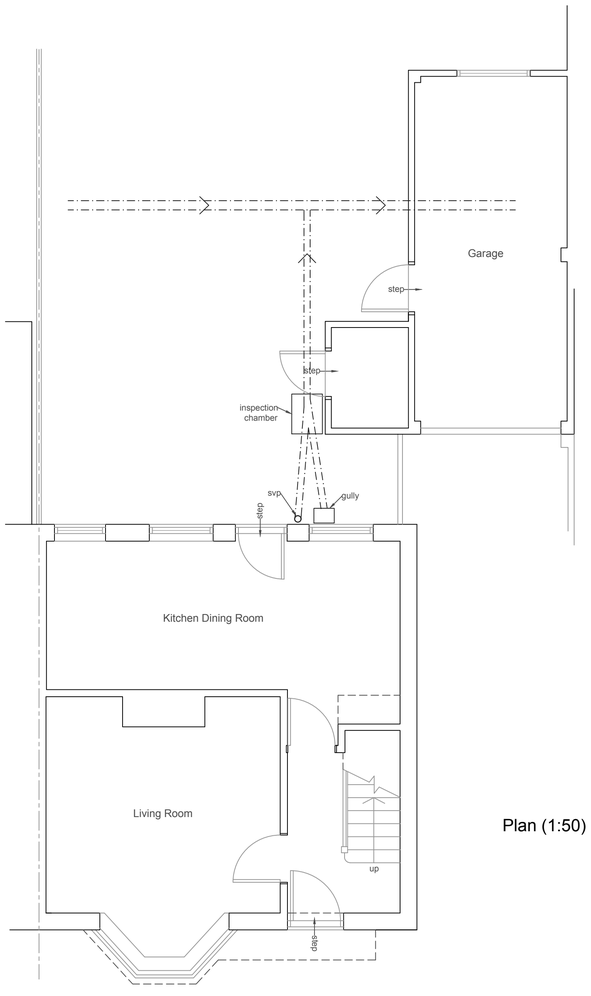

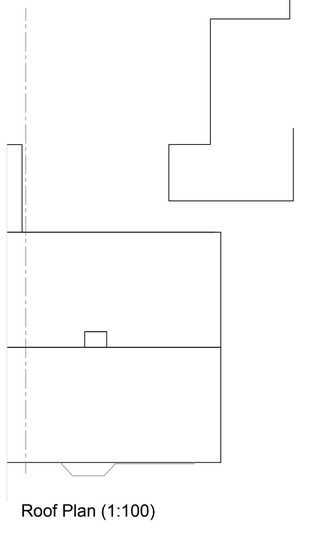

Roof Plan (1:100)

Plan (1:50)

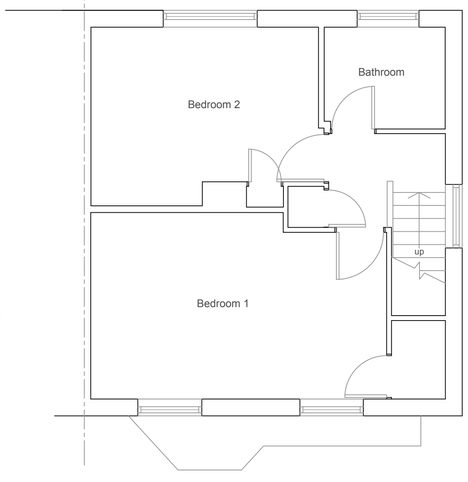

First Floor Plan

Ground Floor Plan

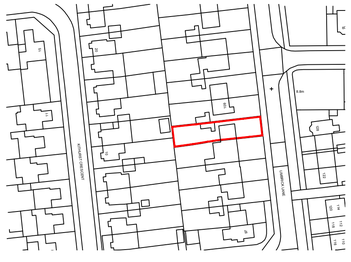

Site Location Plan (1:1250)

N

Scale Bar 1:1250
0 10 20 30 40 50 60 70 80 90 100 [m]

PROPOSED



Rear Elevation (west)

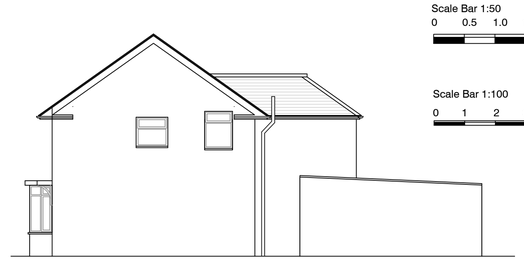

Side Elevation (north)

Scale Bar 1:50
0 0.5 1.0 1.5 2.0 2.5 3.0 3.5 4.0 4.5 5.0 [m]

Scale Bar 1:100
0 1 2 3 4 5 [m]

Elevations (1:100)

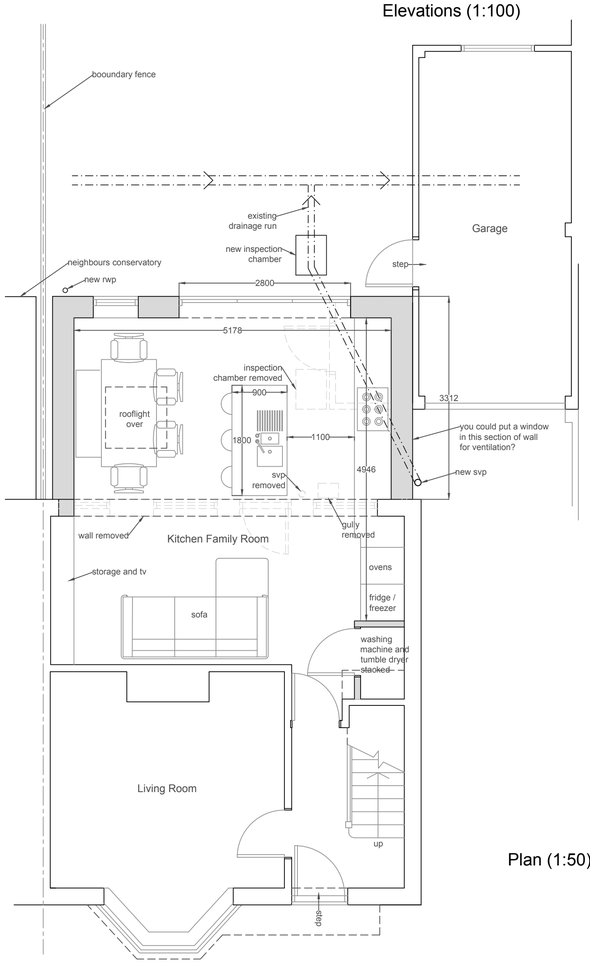

Ground Floor Plan

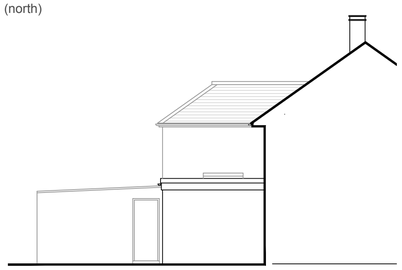

Side Elevation (south)

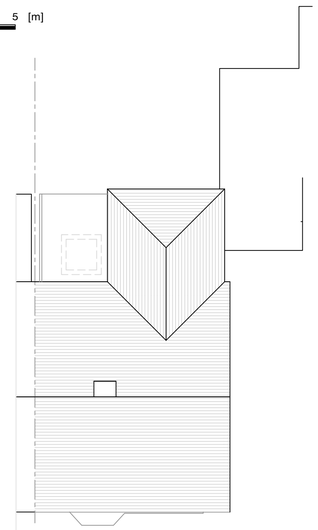

Roof Plan (1:100)

Plan (1:50)

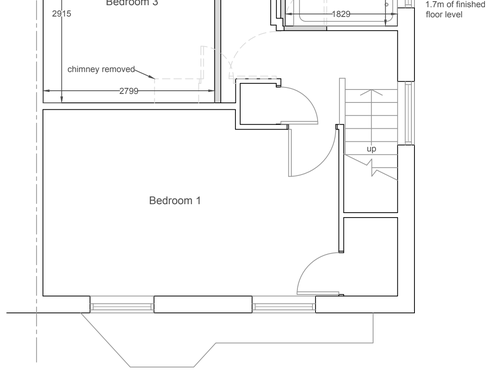

First Floor Plan



Site Block Plan (1:500)

N

This drawing is the property of Inspired Design Studio Limited and must not be copied, reproduced or passed to a third party without their permission.

The Contractor is to verify all dimensions, alignment, levels and datums prior to commencement of work.
Any discrepancies must be reported immediately to Inspired Design Studio Ltd for review.

Variations and modifications to the work shown on these drawings are not to be carried out without the prior approval from Inspired Design Studio Ltd

Revisions		
Rev	Description	By
c	Amendments	LW
b	Amendments	LW
a	Amendments	LW

All dimensions to be checked on site prior to commencement of work, except for planning purposes.

This drawing is the copyright of
Inspired Design Studio Ltd.
and may not be copied, altered or reproduced in any way without written authority.

Client: Mr & Mrs Allen

Project Address:
107 Limbrick Lane
Goring by Sea
West Sussex

Drawing Title:
Existing and Proposed Plans, Elevations and Roof Plans Site Location Plan and Site Block Plan

Drawing Number: 1401.01.c

Scale: As stated printed @ A1

Date: 09/01/2024