

Cycle - Site Wide Ground GA Plan

1 : 500

JOSTA 2-TIER INFORMATION

Ref: cycle-works Product Guide & Case Studies - Josta 2-tier

Site Requirements

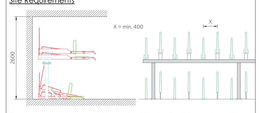

The headroom is the most important factor for this racking system. A minimum of 2600mm is required for maximum capacity.

Leave 300 to any adjoining side wall to give space for the handlebars.

The racks are then spaced at a minimum of 400mm apart. We have found 450mm to be a good planning spacing, giving capacity as well as ensuring ease of use.

Please allow 2000mm for the rack itself, plus a minimum of 1700mm in front for access. This access space can be used by the next row as well.

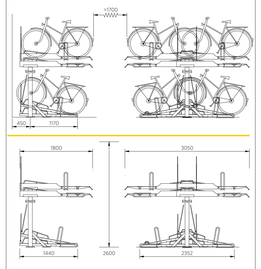

The racks can also be installed from a central spine. For this option, please leave 2000mm for access on both sides. The 2-sided unit is then 3100m wide.

Racks can also be installed at a 45 or 55 degree angle to minimise space.



User Guide

Loading your bike on to the upper rack:



1. Pull down the upper rack



2. Lift the front wheel onto the lowered rack and push forwards



3. Raise the locking bar and lock the bike to it



4. Lift the rack back into the horizontal position

Unloading your bike from the upper racks:



1. Pull down the upper rack, the bike will lower slowly towards you



2. Unlock the bike and lower the locking bar



3. Hold the bike and guide backwards towards you

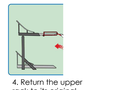

4. Return the upper rack to its original position

HG construction

ALAN CAMP ARCHITECTS

address : 88 Union Street London SE1 0NW **phone :** 020 7593 1000
email : mail@alancamp.com **web :** www.alancamp.com

job: Free Wharf, Shoreham-by-Sea

drawn: SCH

date: 07/22

PRELIMINARY

drawing: General Arrangement - Cycle and Parking Storage Strategy Plan

scale: 1 : 200 @ A0, 1 : 400 @ A2

job number: 3117

drawing number: 3117-ACA-ZZ-00-DR-A-6135 S0 rev. P02

note: all dimensions to be checked on site before commencement of the work if this drawing exceeds the quantities in any way the architects are to be informed before work is commenced. this drawing is copyright.

revisions (most recent listed below, refer to DIS for all revisions)

rev	date	description	drawn	check
01	22.07.22	First Issue for Comment	SCH	HK
02	22.05.24	Number of units added to schedule, cycle spaces updated in line with latest layouts	HK	GB

Site Wide - Cycles Schedule

Block	Type	Type Comments	Count
CYCLE SPACES			
B	Cycle Space Josta 2 Tier	CYCLE SPACES	74
C|D	Cycle Space Josta 2 Tier	CYCLE SPACES	192
E	Cycle Space Josta 2 Tier	CYCLE SPACES	78
F	Cycle Space Josta 2 Tier	CYCLE SPACES	60
G	Cycle Space Josta 2 Tier	CYCLE SPACES	108
G Office	Cycle Space Josta 2 Tier	CYCLE SPACES	26
H	Cycle Space Josta 2 Tier	CYCLE SPACES	40
H Retail	Cycle Space Josta 2 Tier	CYCLE SPACES	18
			596

Number of Units

Block	Count
A	51
B	68
C	84
C1	21
D	81
E	72
F	73
G1	53
G2	44
H1	40

Total: 587

CYCLE STORAGE STRATEGY

Based on

- ACA Planning approved scheme Ref: 20/AP/1383
- Cycle Storage based on the New London Plan
- All Cycle Storage to be SbD Approved
- 596 spaces shown in planning approval scheme AWDM/ 1497/ 17

Location

Residential Cycle Store

Commercial Cycle Store

Access & Security

- Refer to SbD Strategy for full details (dwg 1700, 1701, 1702)

Access Route

Access Control

PAS 24:2016 Standard - doors / windows with restrictors.

CCTV Surveillance 360deg coverage / entrance focused coverage.

Cycle Storage Types

Cycle Stand
- Visitors / Short Stay
- Sheffield Stand



Cycle Stand
- Communal Residential
- Sheffield Stand

Cycle Rack
- Communal Residential
- Josta 2-Tier Cycle Rack

Cycle Locker - Type 1
- Private Residential
- Bellsure Lokbox Domestic

Cycle Locker - Type 2
- Private Residential
- Bellsure Lokbox Horizontal

LOCATION PLAN **SCALE 1:2500**

Cycle and Parking Storage Strategy Plan

not for construction