T.P. OFFICE COPY

Notes

Do not scale

Except for Planning purposes.

The contractor is required to check all dimensions on site before work commences.

All goods, materials and workmanship to comply with current Building Regulations BSS and COP's and such other requirements as the local/statutory authorities' enforcement officer may consider necessary.

This drawing is copyright of Crowther Overton-Hart

ADDR & WORTHING
PLANNING SERVICES
DM/1281/12
17 OCT 2012

East Elevation As Existing @1:200



East Elevation Balcony Screen As Existing @1:50

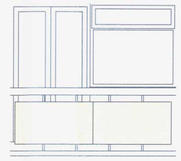

East Elevation As Proposed @1:200

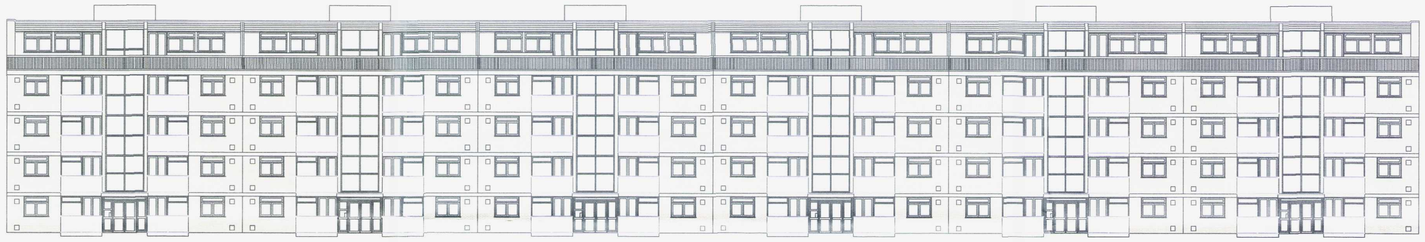

East Elevation Balcony Screen As Proposed @1:50

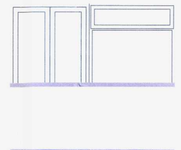

NOTES

Remove painted mild steel balcony screens with timber handrails and fixings in to balcony structure

Refurbish edge of balcony concrete structure and mastic asphalt surface

Renew balcony screen in toughened glass with 'satinised' finish, anodised aluminium handrail and sundries

Aluminium to be 'Royal Chrome' coated

Flat windows shown in standard array, but in reality there are various window formats across the building

East Elevation Balcony Screen As Proposed @1:20

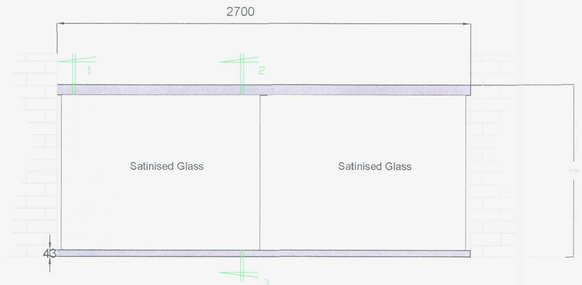

Ground Floor Balcony Plan As Proposed @1:20



1st, 2nd & 3rd Floor Balcony Plan As Proposed @1:20

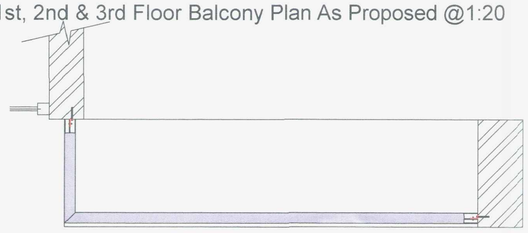

Manufacturer's Balcony Screen Details As Proposed @1:5

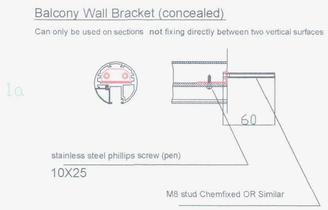
Balcony Wall Bracket (concealed)
Can only be used on sections not fixing directly between two vertical surfaces

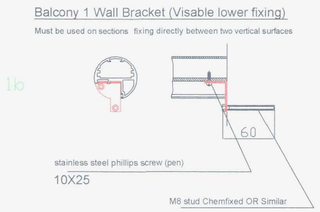
Balcony 1 Wall Bracket (Visable lower fixing)
Must be used on sections fixing directly between two vertical surfaces

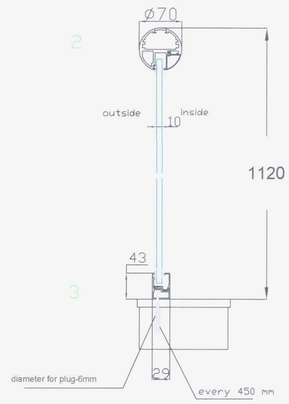
Balcony 1 Screen Section

Project
Atlantic Court
Ferry Road
Shoreham-By-Sea

Drawing
East Elevation &
Balcony Details

Client
Atlantic Court
c/o Jordan & Cook

Scale As noted @ A1

Date OCT 2012

Drawn By MS Checked By ROH

Preliminary	☐	Tender	☐
Planning	■	Construction	☐
Building Regulations	☐	As Built	☐

Drawing No. Revision

087/12/02

crowther overton-hart