PROPOSED

Elevations (1:100)



Elevation (east)

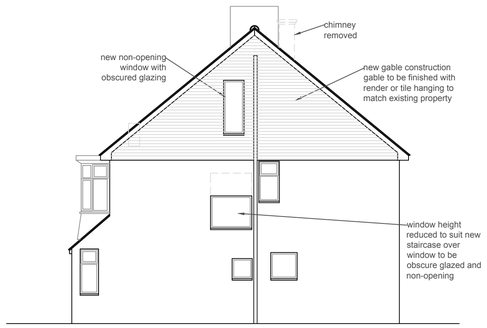

Elevation (north)



Elevation (west)

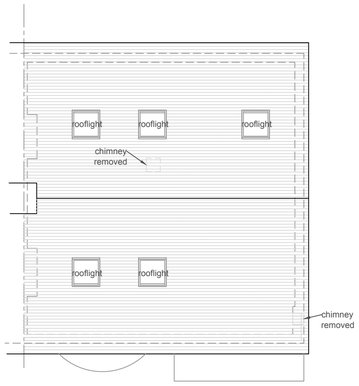

Roof Plan (1:100)

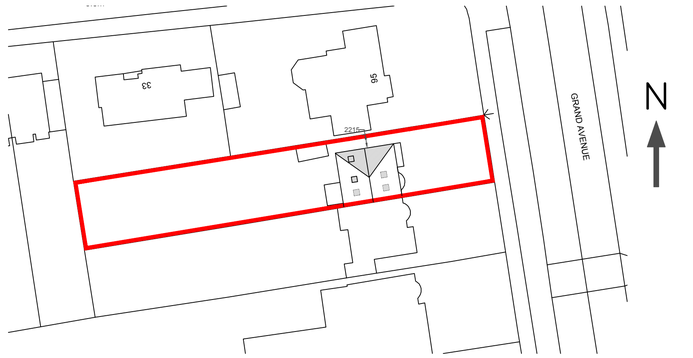

Site Block Plan (1:500)

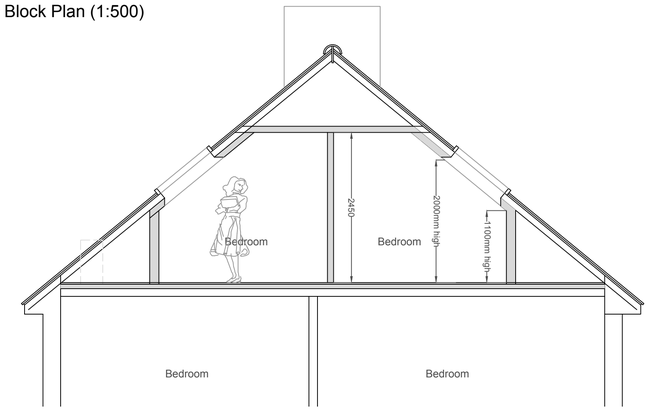

Section through proposed second floor (1:50)

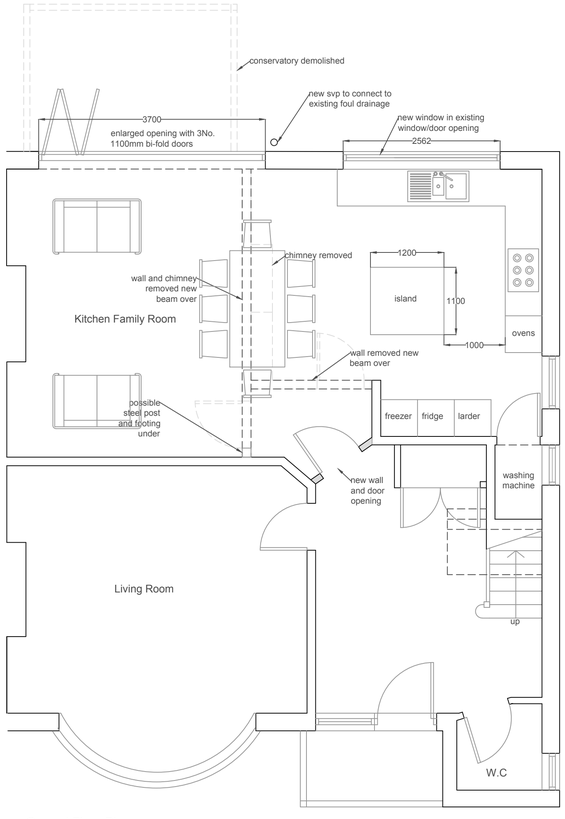

Ground Floor Plan

First Floor Plan

Second Floor Plan

Plan (1:50)

N

Hatch denotes area of sloping ceiling where head height is less then 2 metres

Scale Bar 1:100

0 1 2 3 4 5 [m]

Scale Bar 1:50

0 0.5 1.0 1.5 2.0 2.5 3.0 3.5 4.0 4.5 5.0 [m]

This drawing is the property of Inspired Design Studio Limited and must not be copied, reproduced or passed to a third party without their permission.

The Contractor is to verify all dimensions, alignment, levels and datums prior to commencement of work.
Any discrepancies must be reported immediately to Inspired Design Studio Ltd for review.

Variations and modifications to the work shown on these drawings are not to be carried out without the prior approval from Inspired Design Studio Ltd

Revisions		
Rev	Description	By
c	Additional Information	LW
b	Additional Information	LW
a	Amendment	LW

All dimensions to be checked on site prior to commencement of work, except for planning purposes.

This drawing is the copyright of
Inspired Design Studio Ltd.
and may not be copied, altered or reproduced in any way without written authority.

Client: A Dissanayake

Project Address:
93 Grand Avenue
Worthing
West Sussex

Drawing Title:
Proposed Plans, Elevations and Roof Plan and Site Block Plan

Drawing Number: 1422.03.c

Scale: As stated printed @ A1

Date: 23/10/2024

FOR APPROVAL