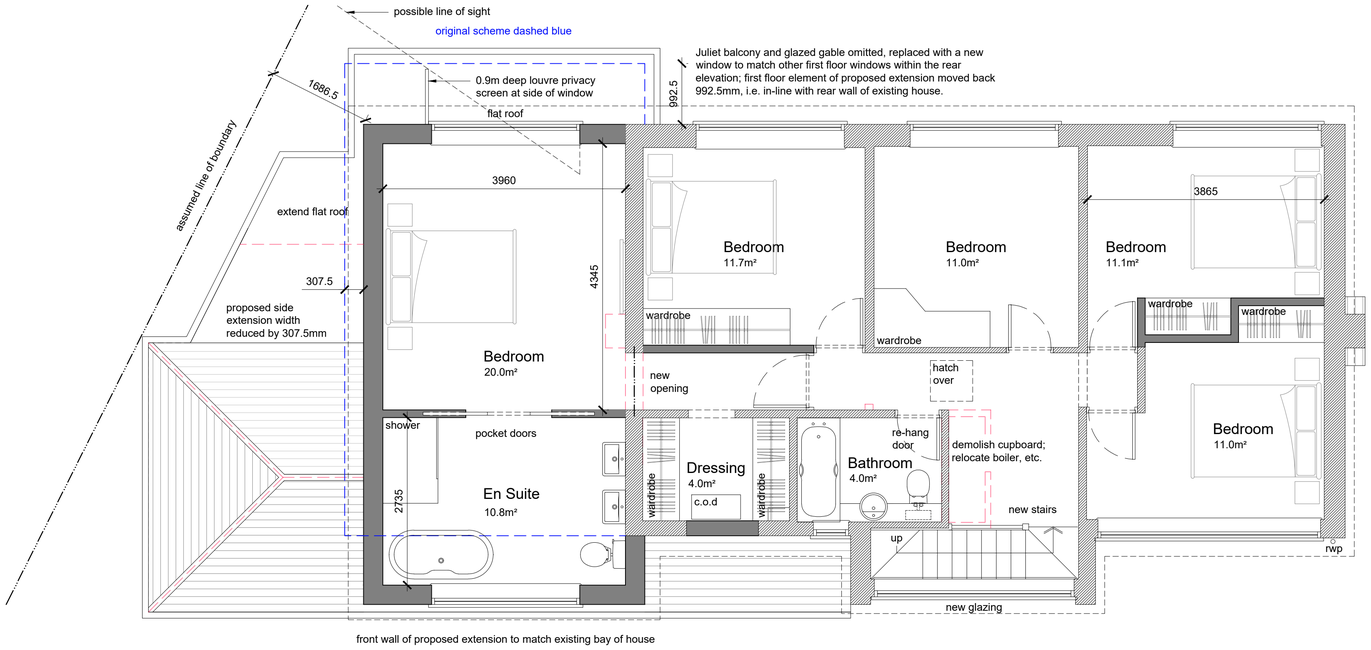


Proposed First Floor Plan 1:50

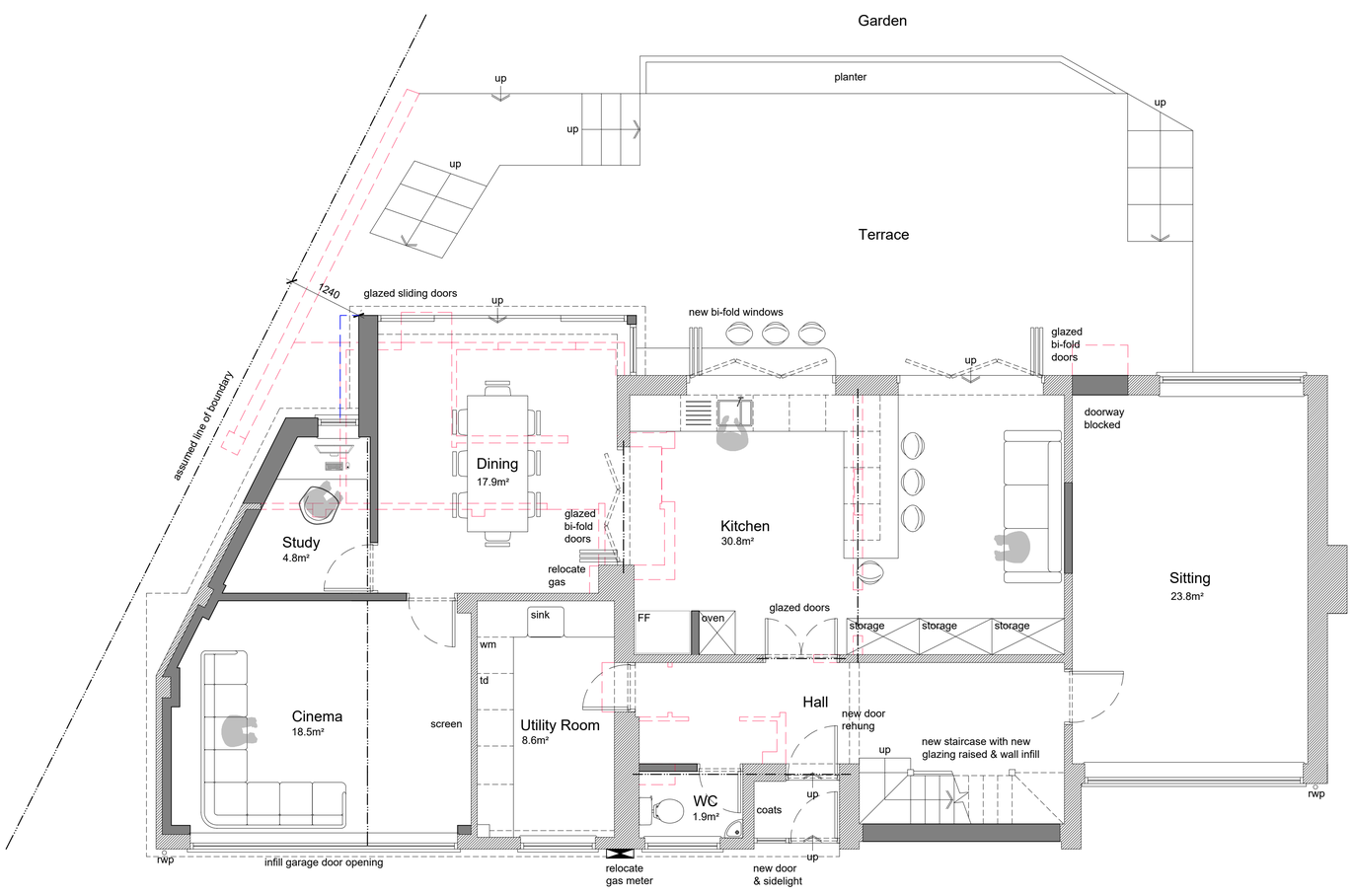


Proposed Ground Floor Plan 1:50

0 1 2 3 4 5 6 7 8 9 10
Scale In Metres

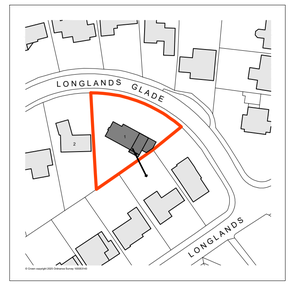


Location Plan 1:1250

0 25 50 75 100
Scale In Metres

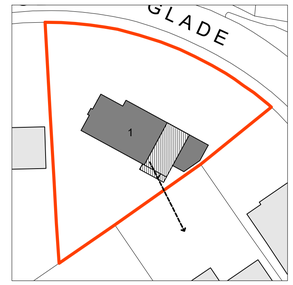


Site Plan 1:500

0 10 20 30 40
Scale In Metres

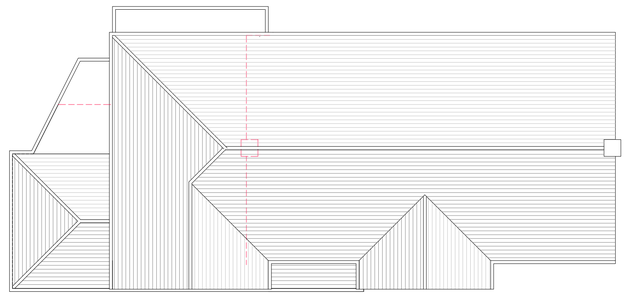

Proposed Roof Plan 1:100

0 2.5 5 7.5 10
Scale In Metres

Original Proposal
Existing Walls
Proposed Walls
Demolition
New Structure

TIMDEACON.
architect
timdeacon.architect@gmail.com

| rev. | date | amendments |
|---|---|---|
| g. | 21.03.26 | Privacy screen amended; possible sight line added. |
| f. | 10.03.26 | Privacy screen amended. |
| e. | 18.02.26 | Privacy screen added. |
| d. | 03.12.25 | Planning amendments. |
| c. | 24.10.25 | Planning amendments. |
| b. | 18.08.25 | North arrow adjusted. |
| a. | 14.08.25 | North arrow adjusted; tree position added. |

client Mr & Mrs Hall
job 1 Longlands Glade, Worthing, West Sussex, BN14 9NR
dwg # 210.PL.01g
dwg title Proposed Plans
PLANNING
scale Varies @ A1
date Dec' 2025
RIBA work stage D

Do not scale off drawing unless solely for Planning purposes.
Check all dimensions on site before work commences.
All goods materials workmanship to conform with current building regulations BSS and COP's.
© Copyright Tim Deacon. Architect