0m 2m Scale 1:20 @ A1

REV	DESCRIPTION	DATE.
REVN01	FOR-REVIEW	03-12-2024

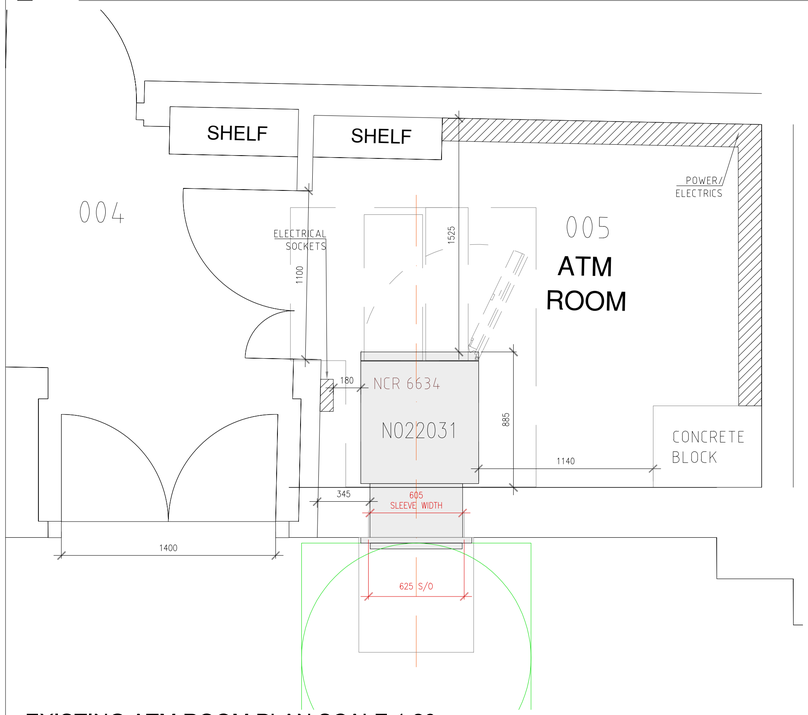

EXISTING ATM ROOM PLAN SCALE 1:20

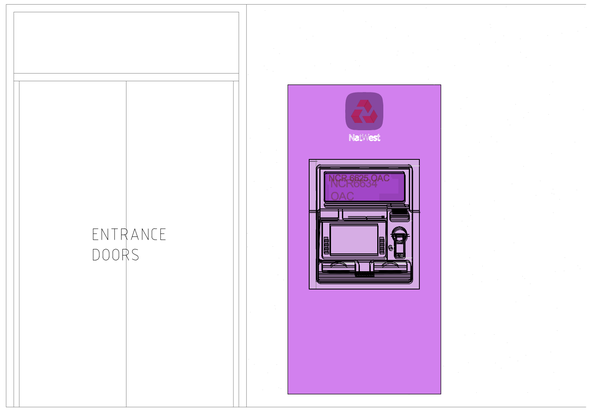

EXISTING EXTERNALS 1:20



PROPOSED EXTERNALS 1:20

TO BE READ IN CONJUNCTION WITH RELEVANT 'SITE PREPARATION DOCUMENT'

RELEVANT ARCHITECTURAL, ENGINEERS, M&E, AND SPECIALIST CONTRACTOR DRAWINGS AND SPECIFICATIONS. GENERAL NOTES:

THE CONTRACTOR IS RESPONSIBLE FOR CHECKING DIMENSIONS, TOLERANCES, AND REFERENCE. ANY DISCREPANCIES TO BE CHECKED WITH THE ARCHITECT BEFORE PROCEEDING WITH THE WORKS.

ALL NEW WORKS, PRODUCTS AND PROCESSES ARE TO BE IN ACCORDANCE WITH THE RELEVANT BUILDING REGULATIONS, BRITISH STANDARDS AND MANUFACTURERS GUIDANCE, DETAILS AND SPECIFICATIONS.

NO. 5 KEY HEIGHT SHOWN IS OPTIMUM SUBJECT TO SITE CONFIRMATION.

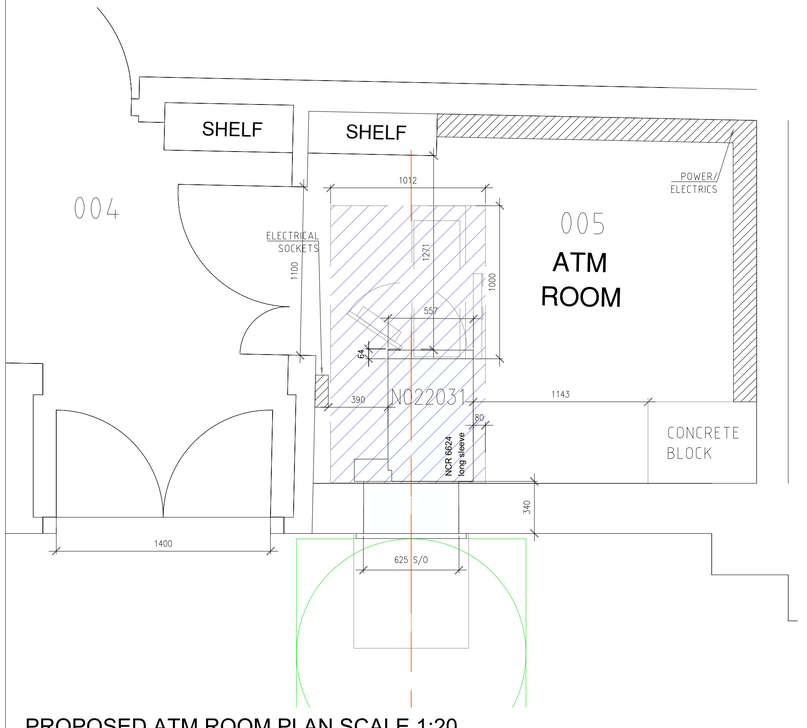

PROPOSED ATM ROOM PLAN SCALE 1:20

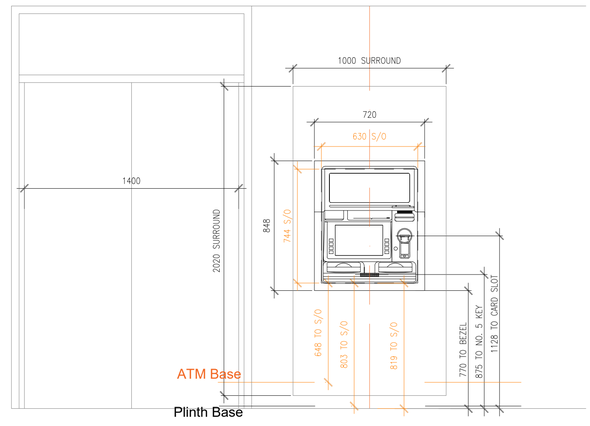

EXISTING ELEVATION WITH S/O 1:20

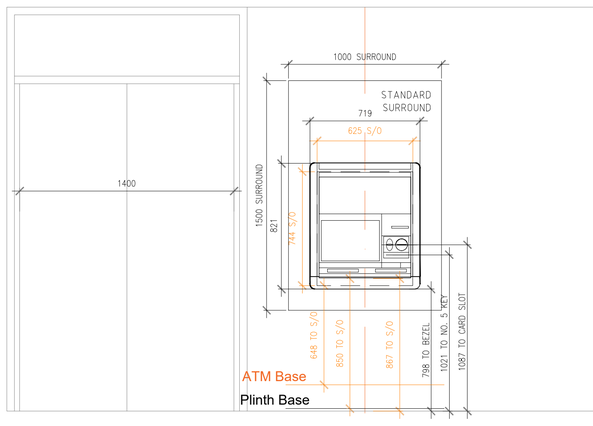

PROPOSED ELEVATION WITH S/O 1:20

NOTES:

1. EXTERNAL REMOVALS:
- 1.1 Contractor to review asbestos register in branch property file.
- 1.2 Disconnect power, alarm, data & IT from ATMs to be removed.
- 1.3 Remove existing ATMs & Plinths/Baseplates.

2. PROPOSED:
- 2.1 Once existing ATM is removed, adjust existing aperture to anti-bandit specification, in line with aperture requirments for the new ATM.
- 2.2 All replacement ATMs to be positioned on centreline of existing removed device unless otherwise noted on this drawing.
- 2.3 Modify wall apertures as required
- 2.4 Reduce wall thickness as required
- 2.5 Install new plinths/Baseplates & ATMs
- 2.6 Install new collars/Tablets
- 2.7 Disconnect/reconnect data & power
- 2.8 Removal of floor by shown dimensions

3. DECORATION & FINISHES:
- 3.1 All affected areas to be made good and finished to match existing, to contractors scope of works and NatWest Design Guide

4. M&E & I.T.:
- 4.1 Install power and data to new ATM

5. SECURITY.:
- 5.1 Provide security alarms to new ATM

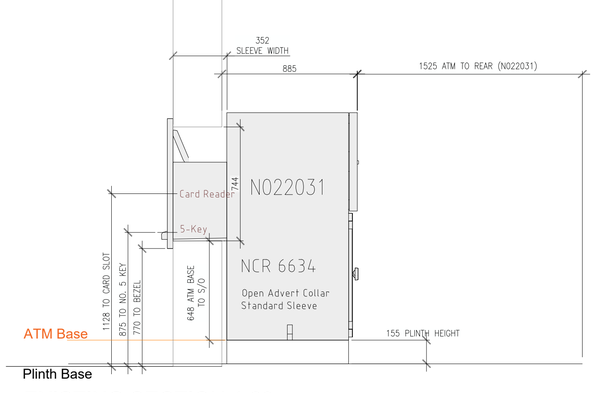

EXISTING SECTION 1:20

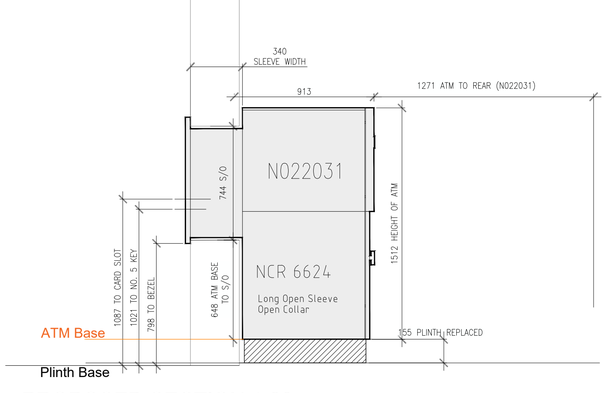

PROPOSED SECTION 1:20

DEVICE SCHEDULE						
Device ID	Existing device to be removed	Device Type	Device Location	Proposed Device	SAI Present	DDA Compliant
N022031	NCR6634	ATM	EXTERNAL WALL	NCR6624	NO	YES

INFO@MCLHWORKSPACE.COM

MCLHWORKSPACE.COM

Heathfield House
Phoenix Crescent
Strathclyde Business Park
ML4 3NJ

Castleton House
15 Trench Road
Mallusk
BT36 4TY

Project:
WORTHING SOUTH STREET

Description:
ATM REPLACEMENT

Location:
27 South Street,
Worthing,
England,
BN11 3AR

Job No.:	Scale:	Drawn by:	Status:	Date:
5560	AS-SHOWN	PS	PROPOSAL	03-12-2024

Drawing name:
5560-WKS-00006-094