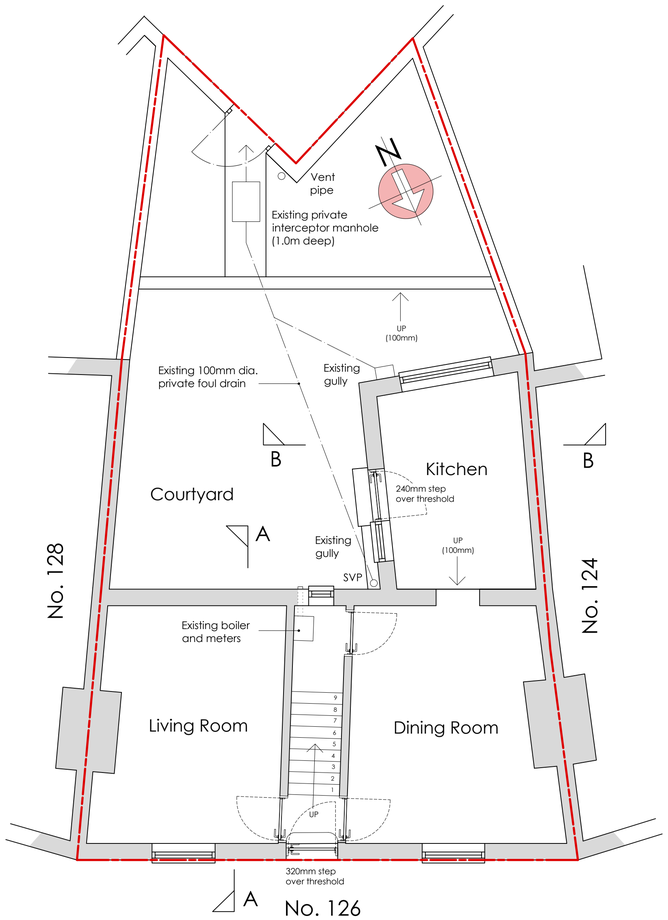


EXISTING GROUND FLOOR PLAN 1:50

0m 1m 2m

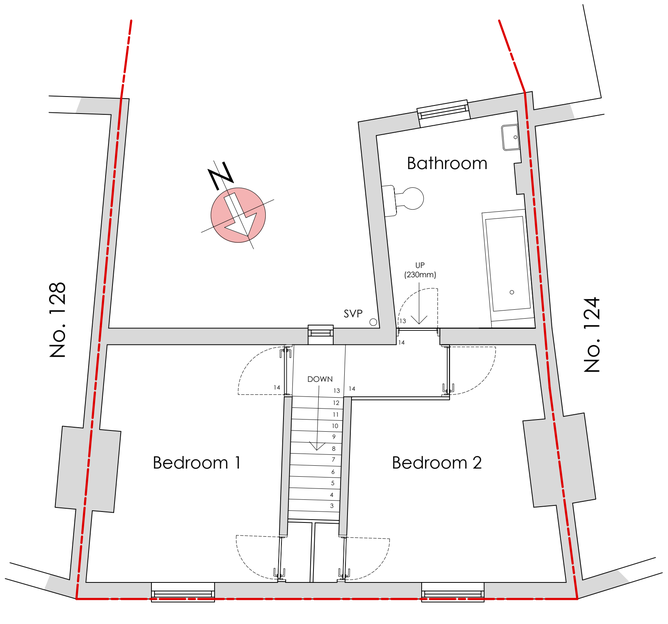


EXISTING FIRST FLOOR PLAN 1:50

0m 1m 2m




LOCATION PLAN 1:1250

PROPOSED 2-STOREY REAR EXTENSION




SITE PLAN 1:500

# 126 STATION ROAD, WORTHING

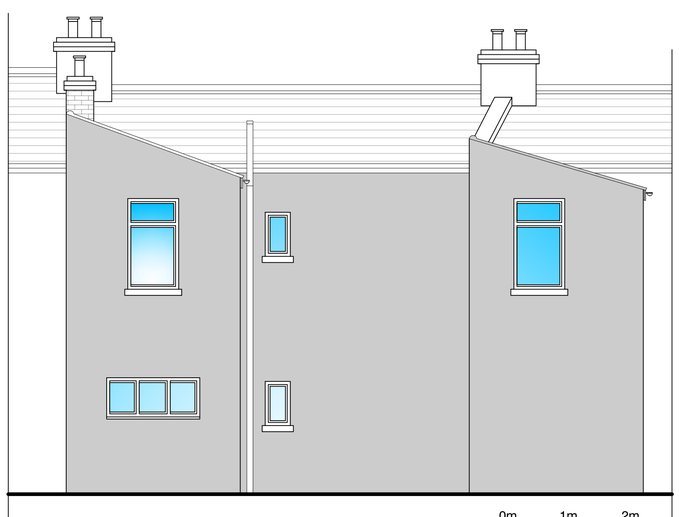

EXISTING SOUTH ELEVATION 1:50

0m 1m 2m



EXISTING EAST ELEVATION 1:100

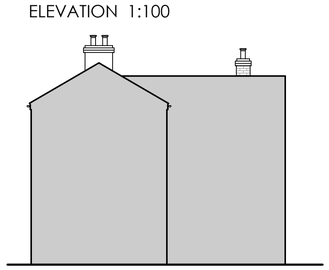

EXISTING WEST ELEVATION 1:100

0m 1m 2m 3m 4m

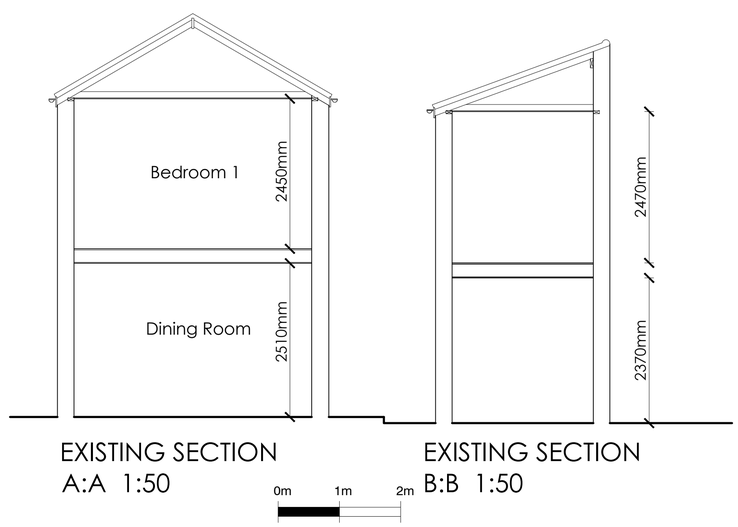


EXISTING SECTION A:A 1:50

EXISTING SECTION B:B 1:50

0m 1m 2m

carl moore
architectural design
18 Parklands Avenue
Goring-By-Sea
West Sussex BN12 4NH
01903 533276
carl@cm-arch.co.uk

| | |
|---|---|
| Address of Works: | 126 STATION ROAD<br>WORTHING<br>BN11 1JY |
| Drawing Title: | PROPOSED 2-STOREY REAR EXTENSION |
| Paper Size/ Scale: | A1 |
| Date: | Sept. 2024 |
| Drawing Number: | WG-281-01 |
| Revision: | Revision |

General Notes:

1: Do not scale from these drawings (unless for planning purposes).
2: Drawings to be read in conjunction with the structural calculations and the building notes provided.
3: The client/ contractor is advised to read the separate notes and the details provided in the structural calculations regarding the CDM regulations.
4: The property owner is reminded to serve a Party Wall Notice on any adjoining owner should they need to do so under the requirements of the Party Wall Act 1996.
5: No work should be undertaken until all consents (Planning and Building Control) have been received and approved in writing. Any work undertaken without consent is done so at the clients risk.
6: All dimensions to be checked on site prior to ordering any materials, kitchens or bathrooms.
7: All existing foundations and lintels taking any additional loads are to be exposed and agreed with the Building Control Officer.