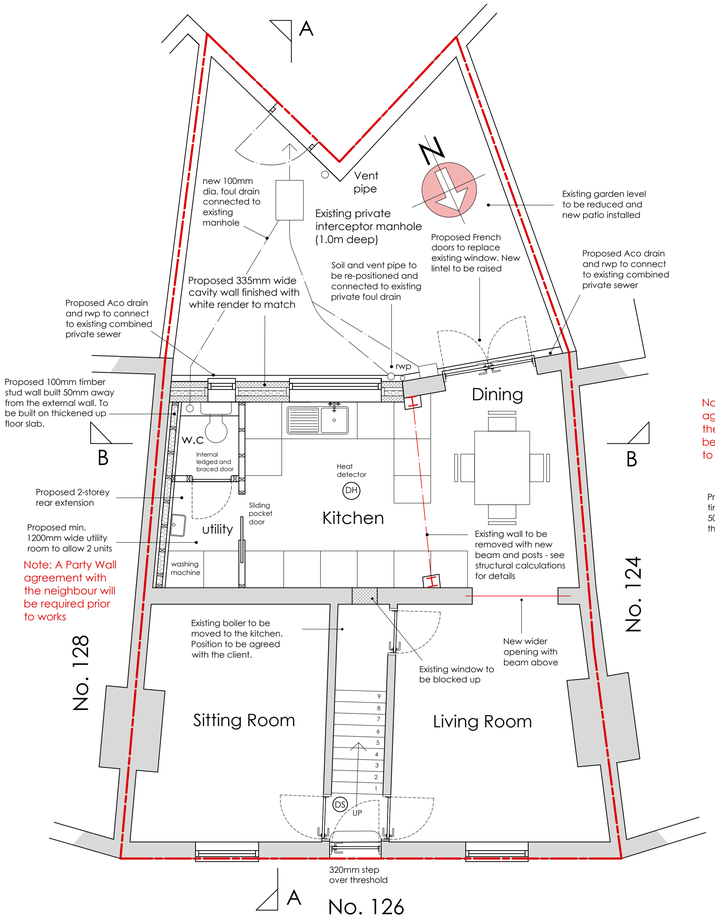

PROPOSED GROUND FLOOR PLAN 1:50

0m 1m 2m

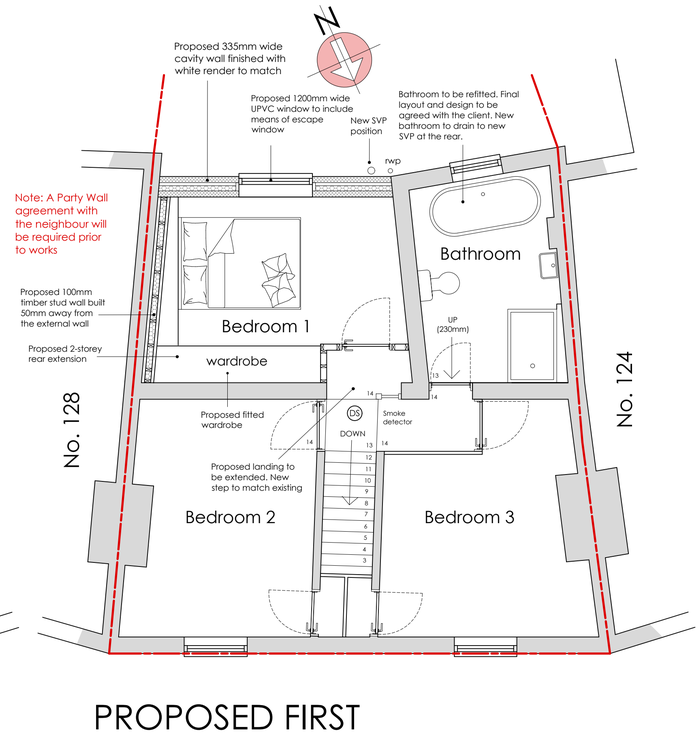

PROPOSED FIRST FLOOR PLAN 1:50

0m 1m 2m

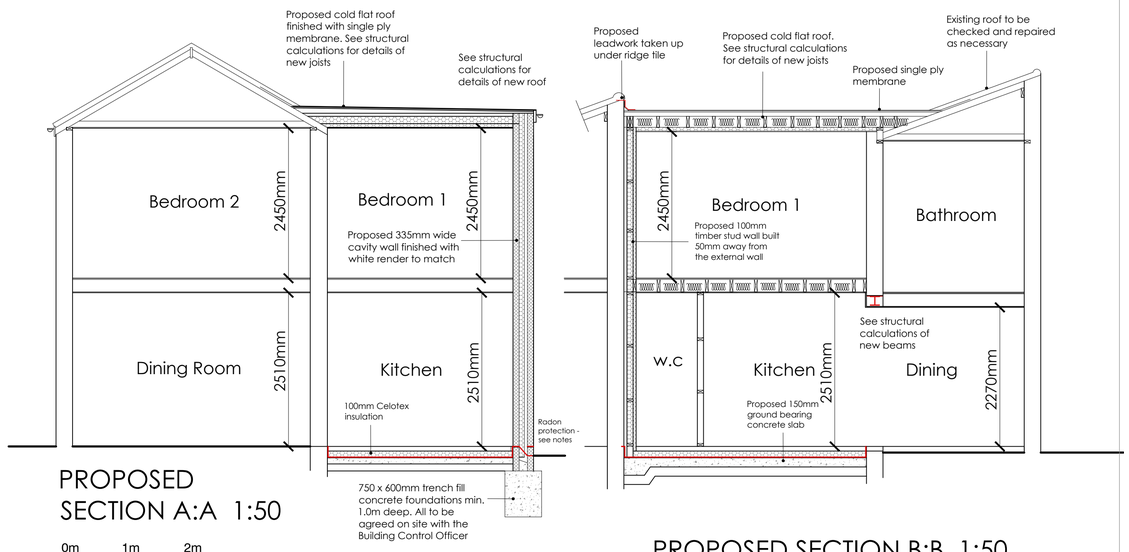

PROPOSED SECTION A:A 1:50

0m 1m 2m

PROPOSED SECTION B:B 1:50

126 STATION ROAD, WORTHING

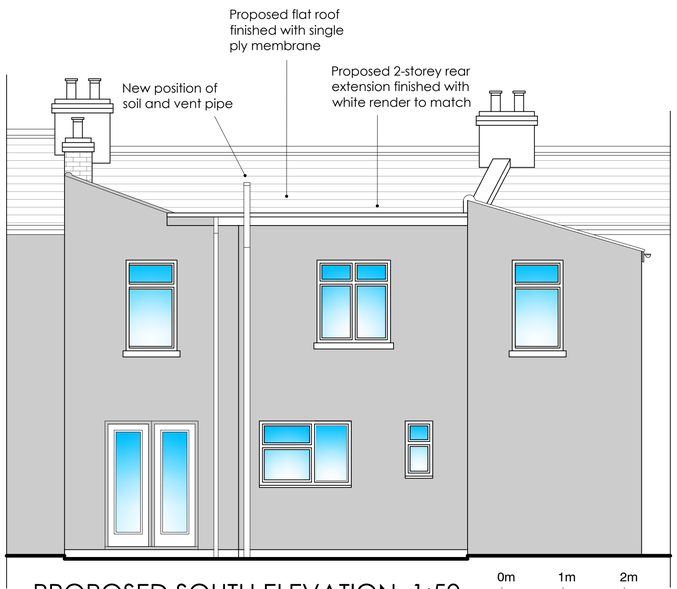

PROPOSED SOUTH ELEVATION 1:50

0m 1m 2m

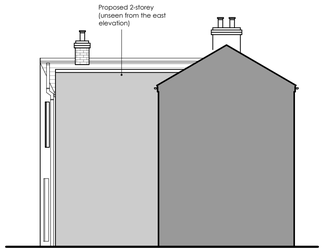

PROPOSED EAST ELEVATION 1:100

(Note: this elevation will be unseen due to the existing outrigger at No. 128)

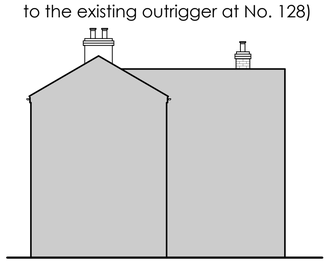

PROPOSED WEST ELEVATION 1:100

(Unaltered)

0m 1m 2m 3m 4m

PROPOSED 2-STOREY REAR EXTENSION



10 0 10 20 30 metres

SITE PLAN 1:500

N

carl moore
architectural design
18 Parklands Avenue
Goring-By-Sea
West Sussex BN12 4NH
01903 533276
carl@cm-arch.co.uk

Address of Works:	126 STATION ROAD WORTHING BN11 1JY
Drawing Title:	PROPOSED 2-STOREY REAR EXTENSION
Paper Size/ Scale:	A1
Date:	Sept. 2024
Drawing Number:	WG-281-02
Revision:	Revision

General Notes:

1: Do not scale from these drawings (unless for planning purposes).
2: Drawings to be read in conjunction with the structural calculations and the building notes provided.
3: The client/ contractor is advised to read the separate notes and the details provided in the structural calculations regarding the CDM regulations.
4: The property owner is reminded to serve a Party Wall Notice on any adjoining owner should they need to do so under the requirements of the Party Wall Act 1996.
5: No work should be undertaken until all consents (Planning and Building Control) have been received and approved in writing. Any work undertaken without consent is done so at the clients risk.
6: All dimensions to be checked on site prior to ordering any materials, kitchens or bathrooms.
7: All existing foundations and lintels taking any additional loads are to be exposed and agreed with the Building Control Officer.