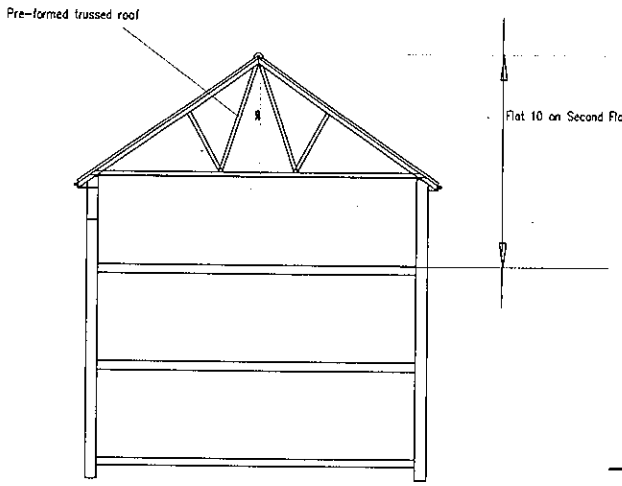

Existing Section AA

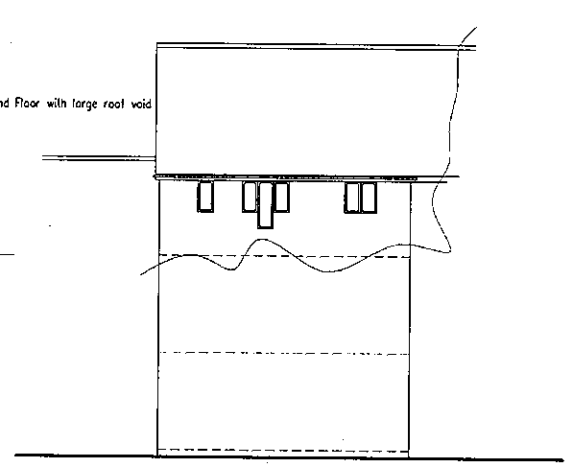

North (Rear) Elevation

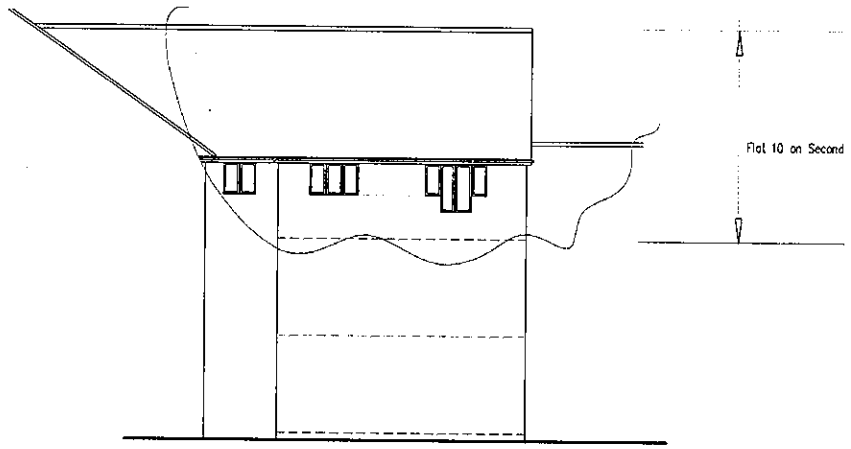

South (Road Facing) Elevation

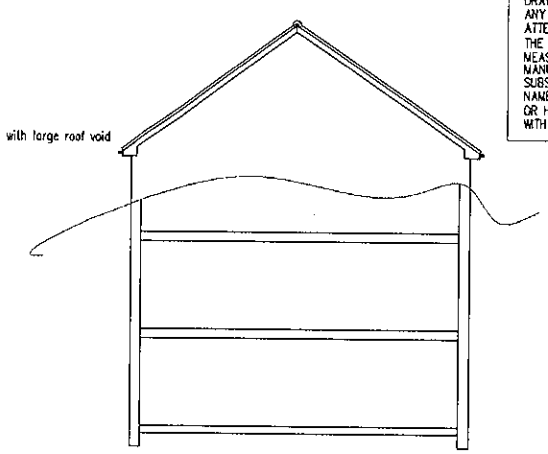

East (Side) Elevation

1m 2m 3m 4m 5m 6m 7m 8m 9m 10m
1:100 Scale Bar

DO NOT SCALE FROM THIS DRAWING (Copies are not exact) DRAWING TO BE READ IN CONJUCTION WITH ALL OTHER ARCHITECT'S & STRUCTURAL ENGINEER'S CONTRACT DRAWINGS & SPECIFICATIONS.
ANY DISCREPANCIES MUST BE BROUGHT TO THE ATTENTION OF THE ARCHITECT IMMEDIATELY.
THE CONTRACTOR MUST VERIFY ALL DIMENSIONS BY SITE MEASUREMENT BEFORE ORDERING MATERIALS OR MANUFACTURING COMPONENTS.
SUBSTITUTE MATERIALS & PRODUCTS TO THOSE NAMED WILL BE ACCEPTABLE IF PROVEN TO BE OF EQUAL OR HIGHER PERFORMANCE AND NOT IN CONFLICT WITH OTHER ELEMENTS.

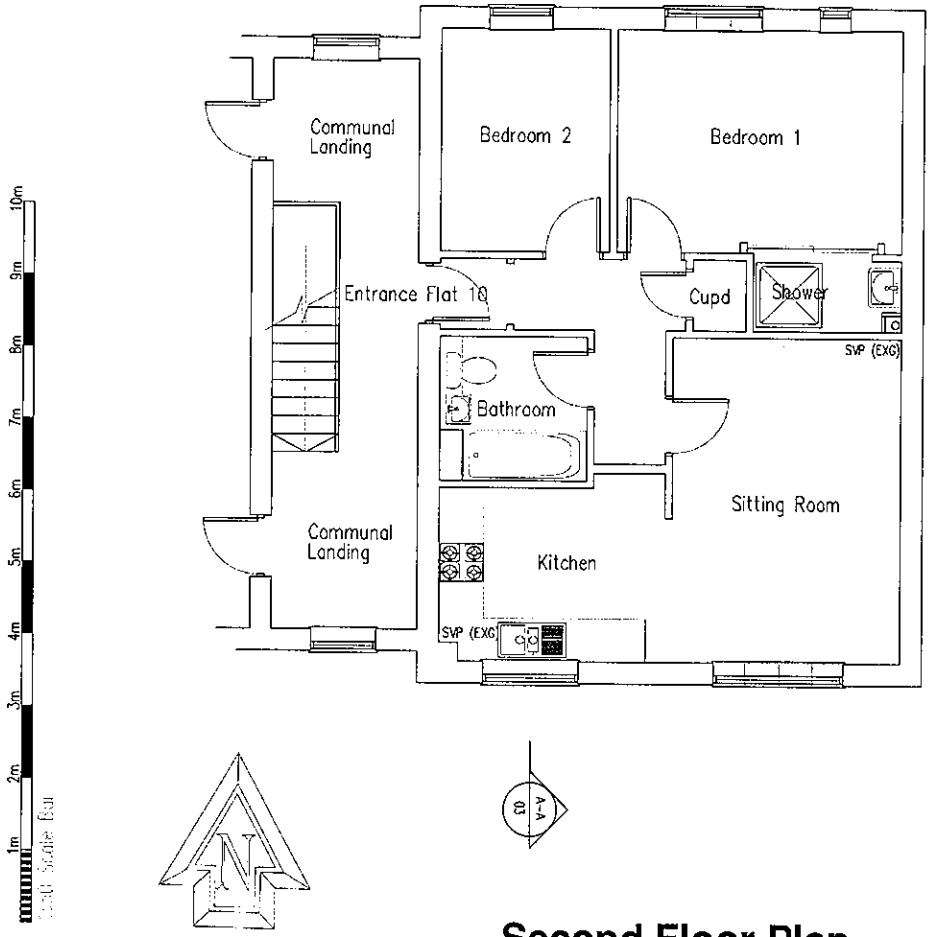

Second Floor Plan

No. Axc0347100
DATE 22 SEP 2010

Project:
Proposed Conversion Of
Of Roofspace At:
Flat 10 (Second Floor)
King Charles Place
Emerald Quay
Shoreham By Sea
BN43 5JH

Drawing Title:
Plans & Elevations As Existing

Client: Mr P. Dickerson

Copyright of:
Architectural & Planning Services
15 West Street
Shoreham By Sea
West Sussex
BN43 5WF
bjw
01273 441009 (after 6pm)
07856899101
e-mail: benwhitby15@yahoo.co.uk

Scale: 1:100 1:50	Paper size A1
Date: 6.9.2010	Drawn: BJW
Drg. No. 01	Rev'n

Note: All dimensions are subject to site.