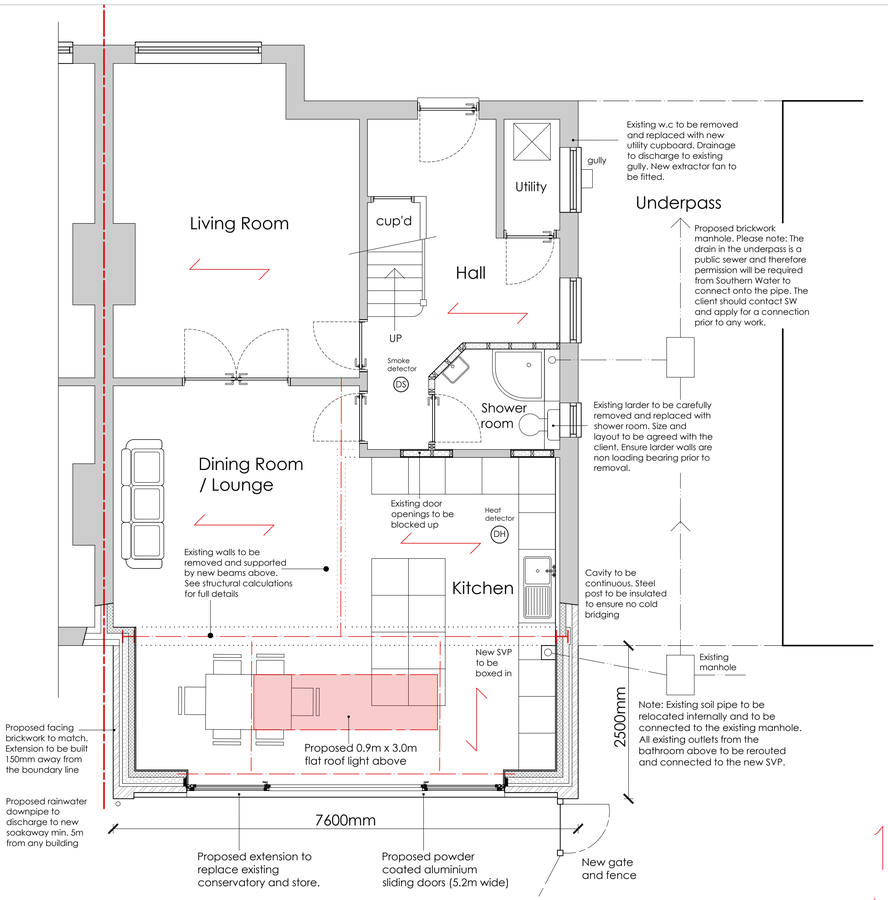

PROPOSED GROUND FLOOR PLAN 1:50

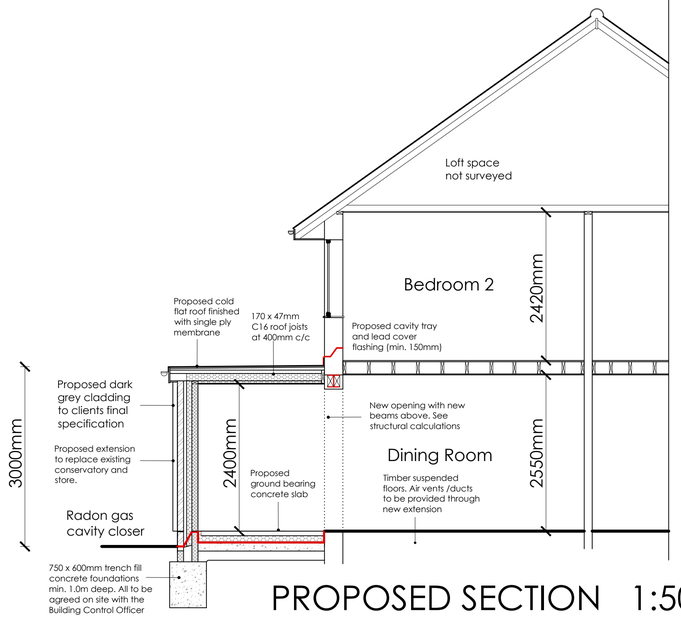

PROPOSED SECTION 1:50



SITE PLAN 1:500

12 HURST AVENUE, WORTHING

REVISIONS

A. 22nd July 2024 - facing brickwork to north elevation and soil pipe positioned internally

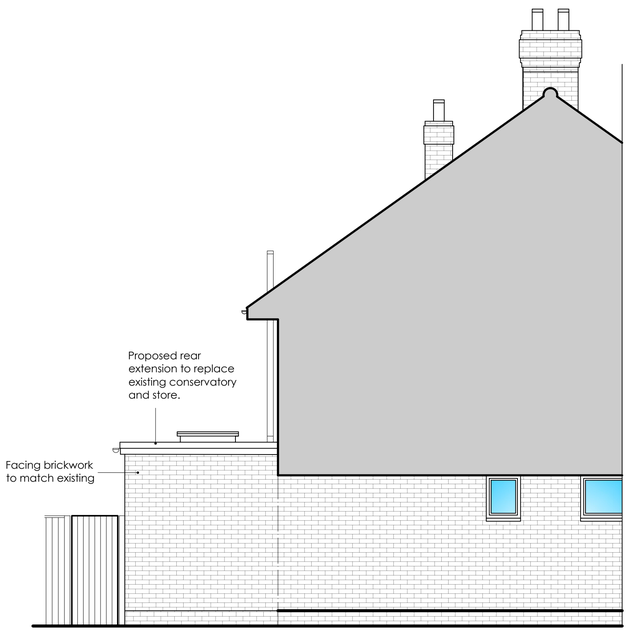

PROPOSED NORTH ELEVATION 1:50

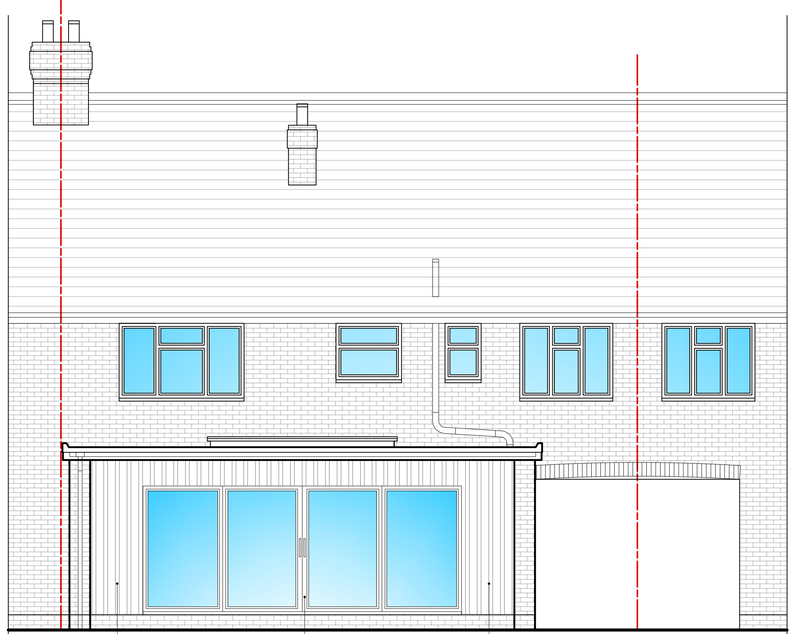

PROPOSED EAST ELEVATION 1:50

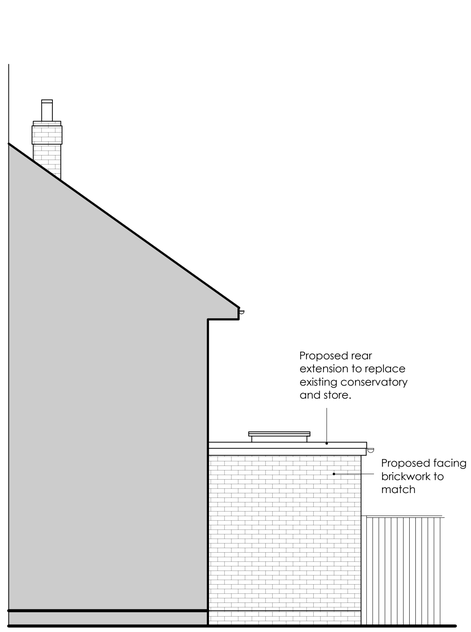

PROPOSED SOUTH ELEVATION 1:50

carl moore
architectural design
18 Parklands Avenue
Goring-By-Sea
West Sussex BN12 4NH
01903 533276
carl@cm-arch.co.uk

Address of Works:	12 HURST AVENUE WORTHING BN11 5NY
Drawing Title:	PROPOSED REAR EXTENSION
Paper Size/ Scale:	A1
Date:	APRIL 2024
Drawing Number:	WG-276-02
Revision:	A - July 2024

General Notes:

1: Do not scale from these drawings (unless for planning purposes).
2: Drawings to be read in conjunction with the structural calculations and the building notes provided.
3: The client/ contractor is advised to read the separate notes and the details provided in the structural calculations regarding the CDM regulations.
4: The property owner is reminded to serve a Party Wall Notice on any adjoining owner should they need to do so under the requirements of the Party Wall Act 1996.
5: No work should be undertaken until all consents (Planning and Building Control) have been received and approved in writing. Any work undertaken without consent is done so at the clients risk.
6: All dimensions to be checked on site prior to ordering any materials, kitchens or bathrooms.
7: All existing foundations and lintels taking any additional loads are to be exposed and agreed with the Building Control Officer.