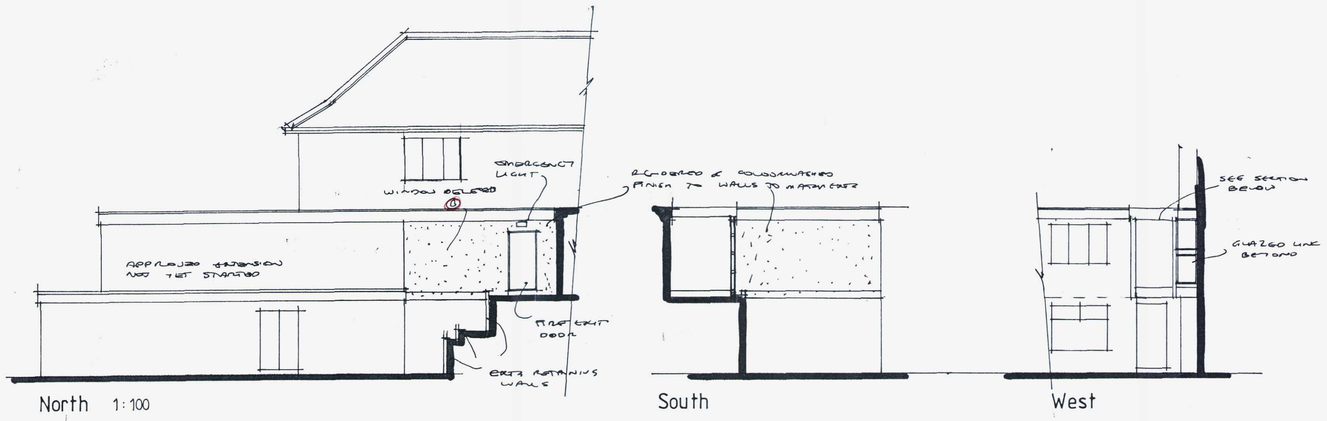


North 1:100

South

West

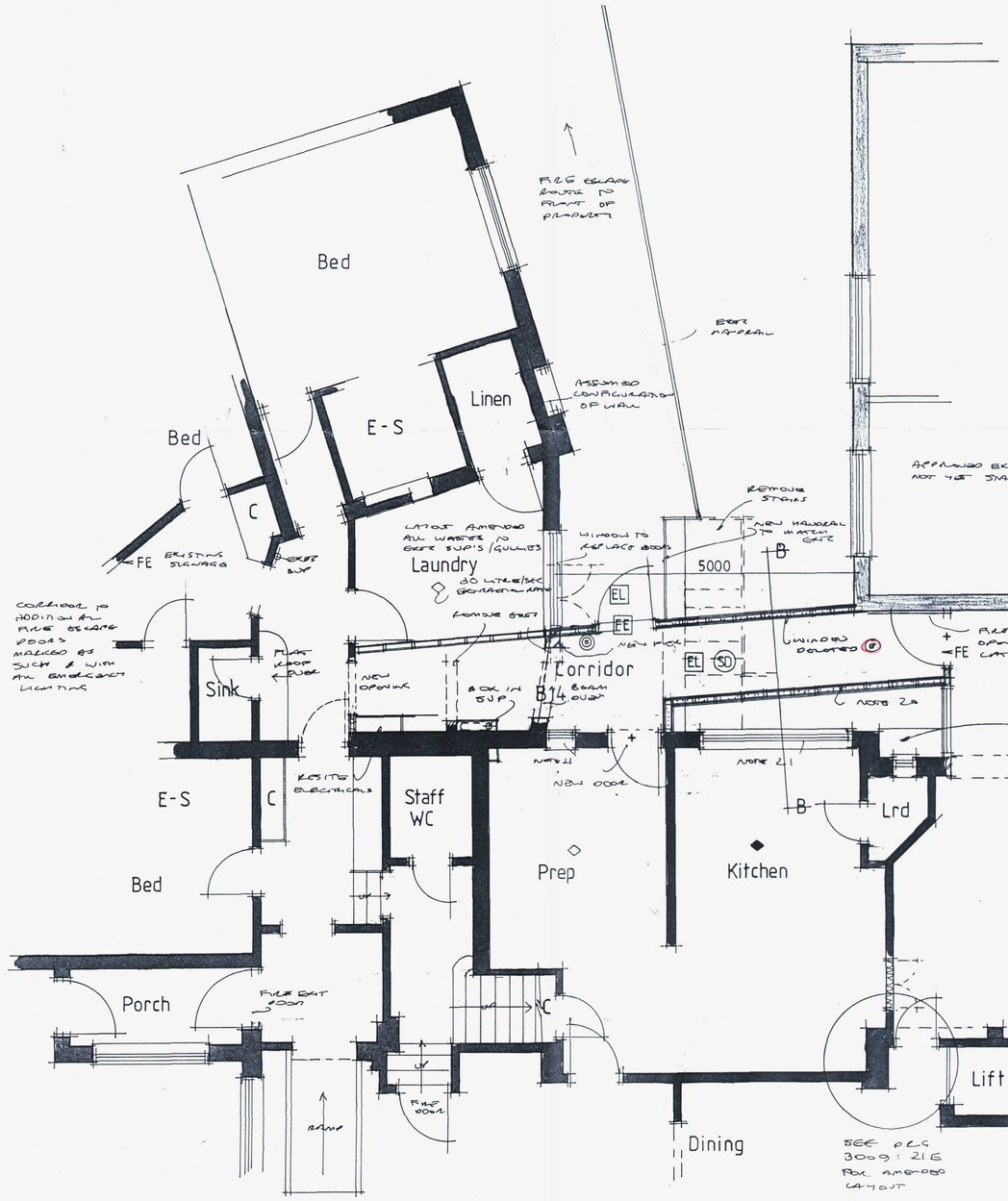


Ground floor plan 1:50

| BEAM SCHEDULE | | |
|---|---|---|
| B11 / B12 | - | 203 x 133 x 30 UKB Grade 43, min 100mm end bearing onto 225 x 100 x 12 mild steel bearing plate, and with min 2no M16 8.8 grade bolt connection onto supporting beam |
| B14 | - | 2no 152 x 89 x 16 UKB Grade 43 |
| ALL THE ABOVE TO BE READ IN CONJUNCTION WITH ENGINEERS CALCULATIONS AND DETAILS AT ALL TIMES | | |

**VENTILATION**

KITCHEN

◆ on plan denotes Greenwood Airvac SK200 type extractor, giving 3 air changes per hour, worked off light switch (or separate circuit if preferred) Extraction rate of 30 litres/sec CH3 type cooker hood or 60 litres/sec elsewhere. If there is an open flued heating appliance within property, a spillage test will need to be carried out; when extractor fan is in operation, and certified as satisfactory by qualified, or competent person.
All outlets to discharge direct to outside air, via 100mm dia fire resistant pipe in 1 hour FR ducting at ceiling level, to 2-way baffle on external wall, or to suitable cowl when taken through roof. All units to be fitted to manufacturers written instructions.

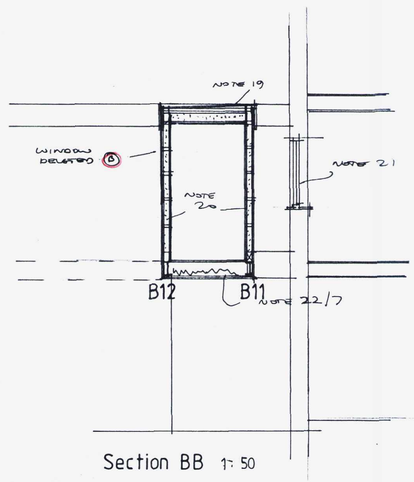


Section BB 1:50

19 **ROOF (Level set to match falls etc. of existing)**
13mm bitumen bedded chippings finish on 3 layer glass fibre based felt to BS747, laid to CP144, on firring pieces set to fall at 1:40, on 50mm x 50mm counter battens for cross ventilation, on 50mm x 147mm C16 grade flat roof joists at 400mm centres. Insulate between joists with 100mm thick Celotex tuff-R GA3100. Underdraw ceiling joists with 30mm thick Celotex T-Break TB3030, with taped joints to provide vapour barrier. Ceiling below in 12.5mm Gyproc Wallboard or similar, with plaster skim or Artex finish. 'U' = 0.18 W/m²K. Plates 50mm x 100mm on new walls and beam. 25mm softwood or Celuka fascia to match main building, with 25mm ventilation gap, or equivalent soffit vents all round for cross ventilation of roof void. Roof to be strapped down with 30mm x 5mm galvanised metal straps at 2m centres

20 **EXTERNAL WALLS**
Colourwashed render finish to match existing walls, on XPM metal lathing, on suitable type felt, on 12mm ply sheeting, nailed at 150mm centres, on Gyproc Fireline board, on 50mm x 100mm timber studding at 400mm centres vertically and horizontally. Insulate between studding with 1 layer of 80mm thick Celotex tuff-R GA3080 (or current equivalent) insulation boards cut to a tight fit Line internally with 1 layer of 12mm thick Celotex T-Break TB3012 with joints taped to provide vapour barrier, and finish internally with 12.5mm Gyproc wallboard and with min 7mm setting coat plaster finish. Provides min 'U' value of 0.28 W/m²K (Actual = 0.27 W/m²K) Provides fire resistance of 1-hour standard.

21 **WINDOWS**
New high level window in passage to be in Georgian wired or toughened glass, with pane sizes not exceeding 0.37m², and 38mm solid separation between panes.

Existing windows to kitchen to be fixed shut if required where adjacent to new corridor

22 AS NOTE 7 DRAWING 3009:20 E

23 **BEAM FIREPROOFING**
Non-exposed beams, apply suitable Nulifire or similar undercoat, and Nulifire fire retardant paint to beams prior to insertion into floor voids.

◎ Break glass fire alarm call point, provided at / adjoining new exit door. To conform with BSEN 54: Part 11

TO BE READ IN CONJUNCTION WITH DRAWINGS 3009:20 & 3009:21 WITH CURRENT AMENDMENTS

All electrical works to meet requirements of Part P (Electrical Safety) Installation to be designed installed, inspected and tested by person competent to do so. Council to be satisfied that Part P has been complied with, by issuing of appropriate BS7671 electrical installation certificate for works by person competent to issue same

**AJ SALTER & SON**
Architectural Technicians and Surveyors
50 WINDSOR ROAD, WORTHING, WEST SUSSEX, BN11 2LY
Tel/Fax: (01903 209498)
E-mail: ajsalterandson@hotmail.com

| | | | |
|---|---|---|---|
| C | | | |
| B | WINDOW DELETED PLAN LINK (6) | APRIL 11 | SA |
| A | ENGINEERS INFO ADDED | MAR 11 | SA |
| Client | SUNHILL COURT | | |
| Address | Mill Lane : Worthing | | |
| Drawing | LINK / WALKWAY | No. | 3009:22 C |
| Scale | 1:50 / 1:100 | Drawn | Date FEB 11 |