FOR PLANNING PURPOSES

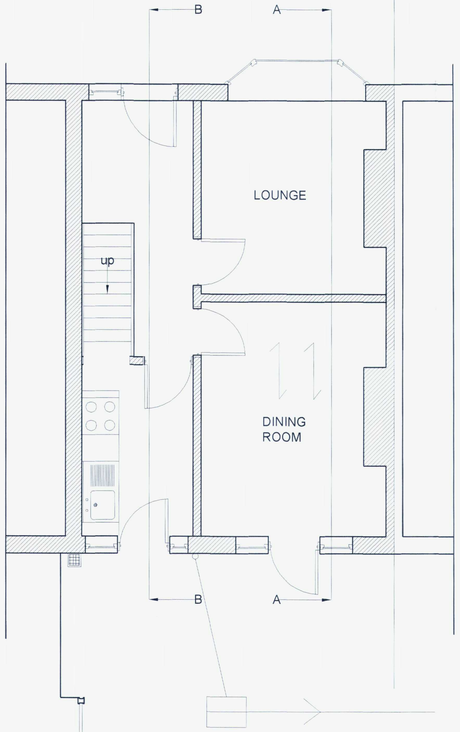

GROUND FLOOR

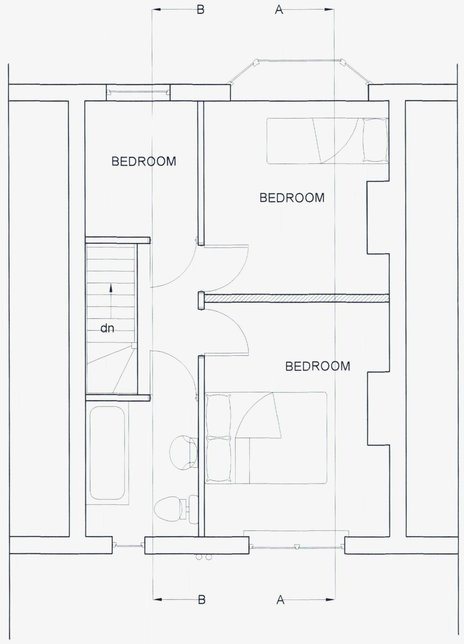

FIRST FLOOR



REAR ELEVATION

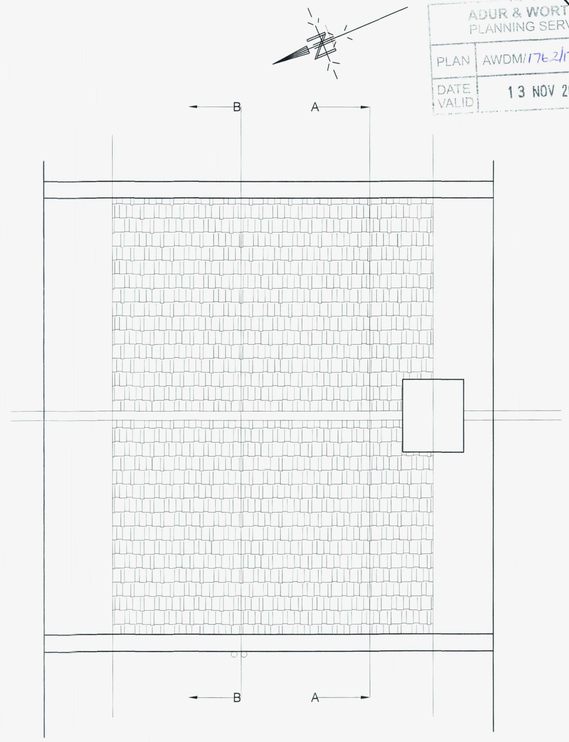

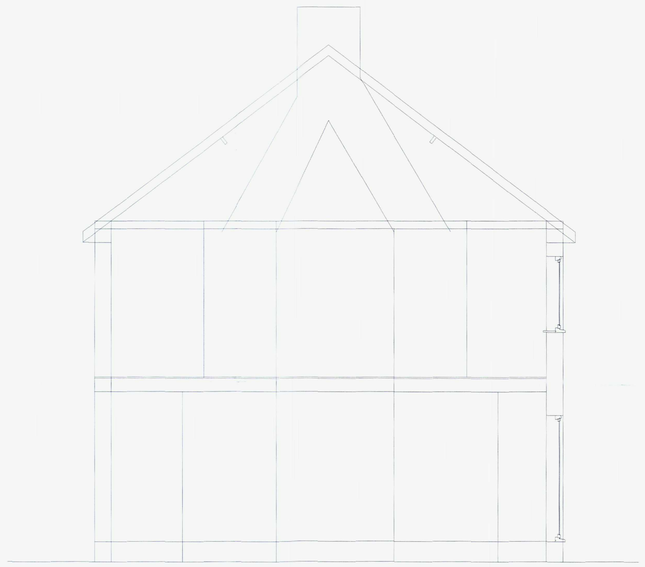

SECTION A - A

Rafters 50mm x 100mm x 360mm ccs

Ceiling Joists 50mm x 100mm x 360mm ccs

Purlin 45mm x 125mm



SECTION B - B

Scale in Metres

0 1 2 3 4 5 6 7 8 9 10

for 1:50

© Copyright

ADUR & WORTHING
PLANNING SERVICES
PLAN AWDM/1762/17
DATE VALID 13 NOV 2017

NOTES.

(i) This drawing is not to be scaled by contractors , work to figured dimensions only, confirmed on site.

(ii) This drawing is to be read in conjunction with all relevant architectural drawings, detailed specifications where applicable and all associated drawings in this series.

(iii) Any discrepancy on this drawing is to be reported immediately to the owner for clarification.

(iv) The contractor is responsible for all temporary works and for the stability of the works in progress.

(v) Copyright for all drawings/designs part or full shall remain with KEL in accordance with the Copyright Act 1988

Revision Date

Client
Mr. and Mrs. Lesisz

Project
31, Hill Rise Avenue,
Lancing,
West Sussex
BN15 0LX

Title
Ground floor extension
(Existing)

KEL Building Advisor Ltd RICS

11,Dale View
Hove
East Sussex
BN3 8LA

TEL/FAX 01273 774867
Mobile 07767 481463
E-mail keith@kelbuilding.co.uk

Scales	Date	Drawn
1:50	Nov 2017	KEL
Project No.	Paper Size	Dwg. No.
	A1	001

BUILT WITH CONFIDENCE