ADUR DISTRICT COUNCIL

Adur District Council

Office use
App. Adc 6 13 5 67
Date Rc. 23 MAR 2007
Fee
Rec. No. 75

Town and Country Planning Act 1990

Town and Country Planning (Control of Advertisements) Regulations 1992

Application for consent to display advertisements

ADUR D.C.
CHIEF EXECUTIVE'S DEPARTMENT
- 7 MAR 2007

Please read the notes before you fill in this form.

1 Applicant (in block capitals)

Full name : ANDREW HYMAN	
Address (including postcode):	
HYMAN HILL, 11 SOUTHWICK SQUARE, SOUTHWICK BN42 4FP	
Phone Number: 01273 597730	
Home:	
Work:	
Extension:	
Fax Number: 01273597731	

Agent (if any)

Full name :	
Address (including postcode):	
Phone Number:	
Home:	
Work:	
Extension:	
Fax Number:	

2 Please give the address or location of the site for the advertisements.
(You must provide plans showing the exact position)

HYMAN HILL, 10 BUCKINGHAM ROAD, SHOREHAM, WEST SUSSEX BN43 5ZA (CORNER PLOT)

3 Please number your plans and write the numbers and scales against the titles here (Please see note 7)

	Plan number	Scale
Location plan		
Block plan		
Elevations		
Detailed plans of Advertisement		

Please enclose four copies of this form and four sets of plans.

4 Does the applicant own or lease the land? Yes ☑ No ☐

If "No" does the applicant have the owner's permission to display the advertisements, or the permission of another person who can allow the applicant to use the land to display the advertisement? Yes ☐ No ☐

5 Are the advertisements already being displayed? Yes ☑ No ☐

If "Yes", please give the date they were first displayed (Please see note 9) 1/6/04

6 Are there any advertisements that will be removed? Yes ☑ No ☐

If "Yes", please show there position on the block plan.

7 Please give details of advertisements (Please see note 3)

Type of sign	Number	Height	Width	Depth
Hoarding				
Fascia sign X2		50cm	465cm	20cm
Box sign				
Flag				
Pole				

Other (please give details below)

Type of sign	Number	Height	Width	Depth

For fascia signs only, what is the height of the top of the sign above the ground? 7.5 metres

How far do the advertisements project from the face of the building? 0.25 metres

Please give details of the materials and colour to be used for :

	Materials	Colour
the framework	METAL	SILVER
the face of the board and any letters	PLASTIC	WHITE WITH BLUE + GREEN
the bracket		

Will the advertisements have any lighting? Yes ☑ No ☐

If "Yes", will the lighting be: inside? Yes ☑ No ☐

outside? Yes ☐ No ☐

What type of lighting will it be? STRIP

If advert is internally illuminated, how bright will it be? 100W Candelas per square metre

Please tell us the period for which you would like to display the advertisements.

From: 1/06/2004 To: / /

8 Please state the fee enclosed (please see note 8) £ 75-00

Signature: **Date:** 30/1/07

Please print your name ANDREW HUMPHRY

Notes

1 Under the Town and Country Planning (Control of Advertisement) Regulations 1992 to 1994 you need consent to display advertisements. Please refer to the current Regulations for details or ask a Planning Officer.

2 Planning Officers can normally give you help and advice if you show them what you want to do before you hand in your application. Please follow the advice in this document before you make your application. If what you want to do does not meet the standards set out in the guide, please write to us for advice

3 Hoarding - Usually a large sign containing poster panels which can be placed at the entrance to or sides of building sites or at important sites on the roadside.

Fascia sign - A sign attached to a building, for example, above a shopfront.

Box sign - A type of sign which projects from the surface it is mounted on, for example, at the front of a building

Flag - Usually a sign in fabric or plastic in the shape of a flag attached to a single flagpole.

Pole - A sign attached to a pole or curved to form a pole, for example, on the forecourt of a garage.

4 We normally give consent for five years, but we may give consent for a longer or shorter period. If you need consent for a specific period of more or less than five years, please tell us in your answer to question 7.

5 You must have consent from the owner of the land or anyone else with the right to give consent before you put up the advertisements. It is your responsibility to get this consent.

6 It is your responsibility to get any other necessary permission (for example, listed building consent). For more advice, please contact us.

7 You must send us four copies of each of the following plans. One copy of the plans must be coloured to show the work you are applying for.

- A location plan which will allow us to identify the exact location of the land. It should be at a scale of 1:1250 and the site should be outlined in red.
- A block plan at a scale of at least 1:500 showing the boundaries of the site (highlighted in red) and the exact position of the advertisements.
- Detailed plans of the advertisements at a scale of at least 1:10 showing the layout, wording and colour of the advertisements and the size of the lettering. This plan should also show how you will fix or support the advertisements.
- If the sign is to be displayed on a building, your application should include an elevation of the relevant face of the building at a scale of 1:100 or 1:50. The elevation should show the exact position of the advertisements on the building. If you have photos of the building, you can use them instead of elevation plans as long as you draw in the sign clearly on the photo.

8 A list of planning fees is enclosed with this form. For more details about fees, please contact the Planning Section on 01273 263222.

9 It is an offence to put up many types of advertisements without consent. We usually take legal action against people who do this. Please do not put up your advertisements until you have consent.

Please send your application to:

Chief Officer
Planning and Policy Division
Civic Centre
Ham Road
Shoreham by Sea
West Sussex
BN43 6PR

Phone: 01273 263222
Fax: 01273 263203
E-mail: developmentcontrol@adur.gov.uk

Before sending your application please make sure you have:

- answered all the questions;
- signed and dated the application form;
- enclosed four sets of plans or photographs. One copy of the plans must be coloured to show the work you are applying for (please see note 7);
- enclosed the application fee (please see note 8).
  Please make cheque payable to **Adur District Council**.

Remember that an agent can sign the form for you.





PLANNING DIVISION

PLAN NO	A0c0135167
DATE RECEIVED	23 MAR 2007

TITLE NUMBER

WSX281251

WEST SUSSEX : ADUR

N

ORDNANCE SURVEY MAP REFERENCE: TQ2105SE

SCALE: 1:500

© CROWN COPYRIGHT. Produced by HMLR. Further reproduction in whole or in part is prohibited without the prior written permission of Ordnance Survey. Licence Number GD27272B

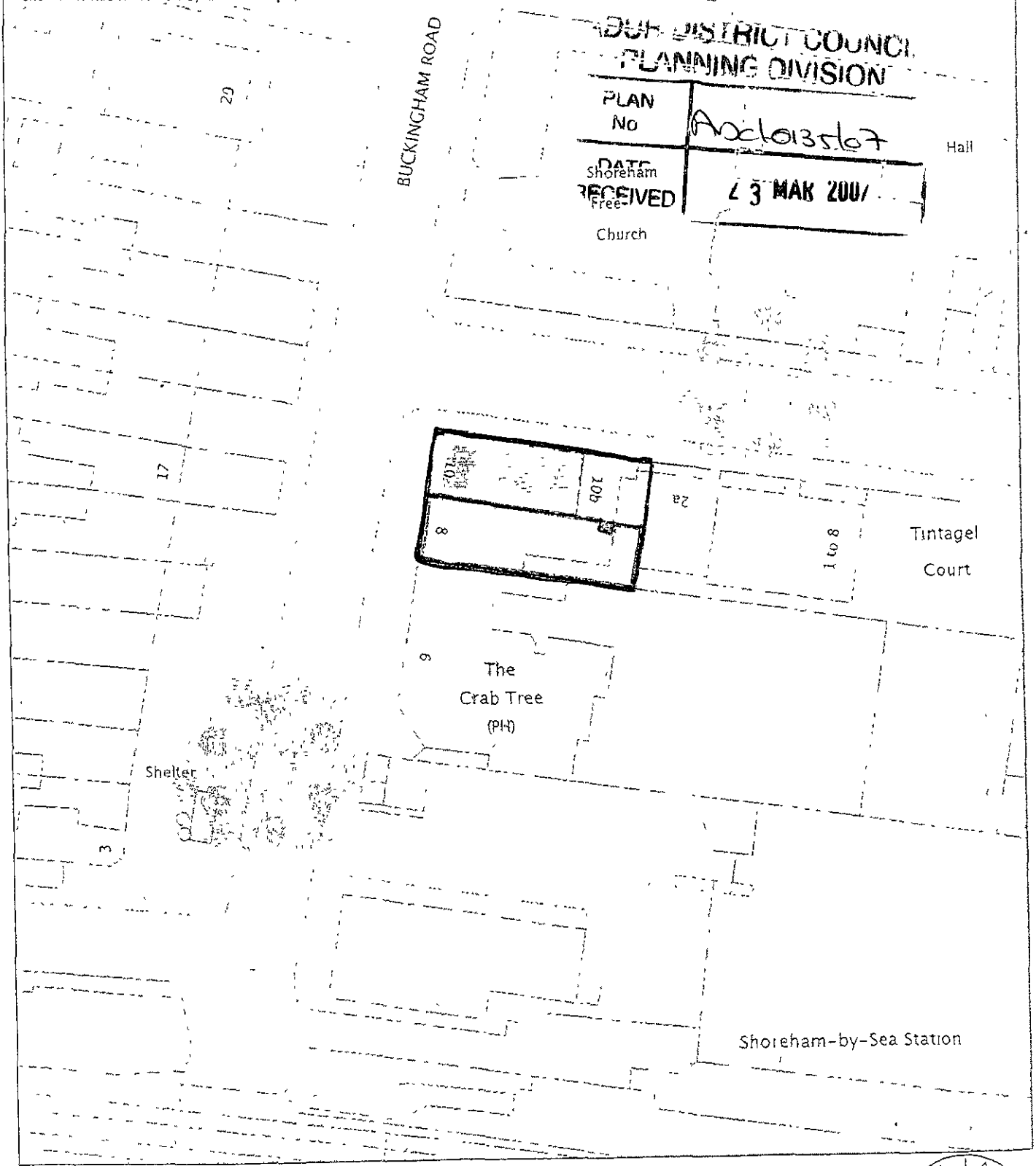

HM LAND REGISTRY PS 06/2004

This Official Copy is incomplete without the preceding notes page