ADUR DISTRICT COUNCIL

Adur District Council

Town and Country Planning Act 1990

Office use
App AD/0316/00
Date Rd 2 MAR 2000
Fee 135

Householder's planning application form

Use this form to apply for planning permission to extend or alter your house or flat, to build a garage or other structure on your property or to create access for a vehicle onto a classified road (please read note 9).

Please read the notes before you fill in this form.

1 Please give the address of the property to be altered or extended.

3 ERRINGHAM ROAD
SHOREHAM.

2 Type of property (please tick)

Detached House	☐	Terraced House	☐	Other (please give details)	☐
Semi-detached House	☑	Flat	☐		

3 Please describe the development you are applying for.

PROPOSED SIDE & REAR EXTENSION
(SEE SU/241/05 FP.)

4 Applicant (in block capitals)

Full name :	MR/MRS MILLS
Address (including postcode):	
	3. ERRINGHAM ROAD
	SHOREHAM.
	BN 43. 5NQ.
Phone Number:	
Home:	[redacted]
Work:	[redacted]
Extension:	
Fax Number:	

Agent (if any)

Full name :	J. MUIR MIAS, MCIOB
Address (including postcode):	
	94 GREENACRES
	SHOREHAM
	BN 43 · 5XL
Phone Number:	
Home:	
Work:	01273. 461786
Extension:	
Fax Number:	01273. 461786.

5 Please enclose four copies of this form and four sets of plans.
Please number

	Plan number	Scale
Location plan	08/02/01	1:1250
Block plan	08/02/01	1:500
Floor plan	08/02/01	1:50
Elevations	08/02/01	1:50
Other		

6 Will the development involve cutting down any trees? Yes ☐ No ☑
If "Yes", please show these clearly on the block plan.

7 Will the development (including any new or altered access affect a public footpath or any other public right of way? Yes ☐ No ☑

8 Does this application require a fee? (See note 3) Yes ☑ No ☐

If "No", please tick the option that applies (See note 3) A ☐ B ☐ C ☐

If "Yes", please state the fee enclosed (See note 4) £ 135.00

Signature: [redacted] Date: 6/02/2008.

Please print your name: J. Mullt.

Certificate under Article 7 of the Town and Country Planning (General Development Procedure) Order 1995

If anyone else owns the land or part of it, you must fill in Certificate B, which you can get from the Planning Section. You must also tell the owner of the land about this application by serving a notice on them. If you own all of the land, you must fill in Certificate A below.

Certificate A

I confirm that:

- Nobody except the applicant was an owner of any part of the land involved at the beginning of the period of 21 days before the date of this application, and
- none of the land this application relates to is an agricultural holding or part of an agricultural holding.

Signature: [redacted] Date: 6/02/2008

Please print your name: J. Mullt

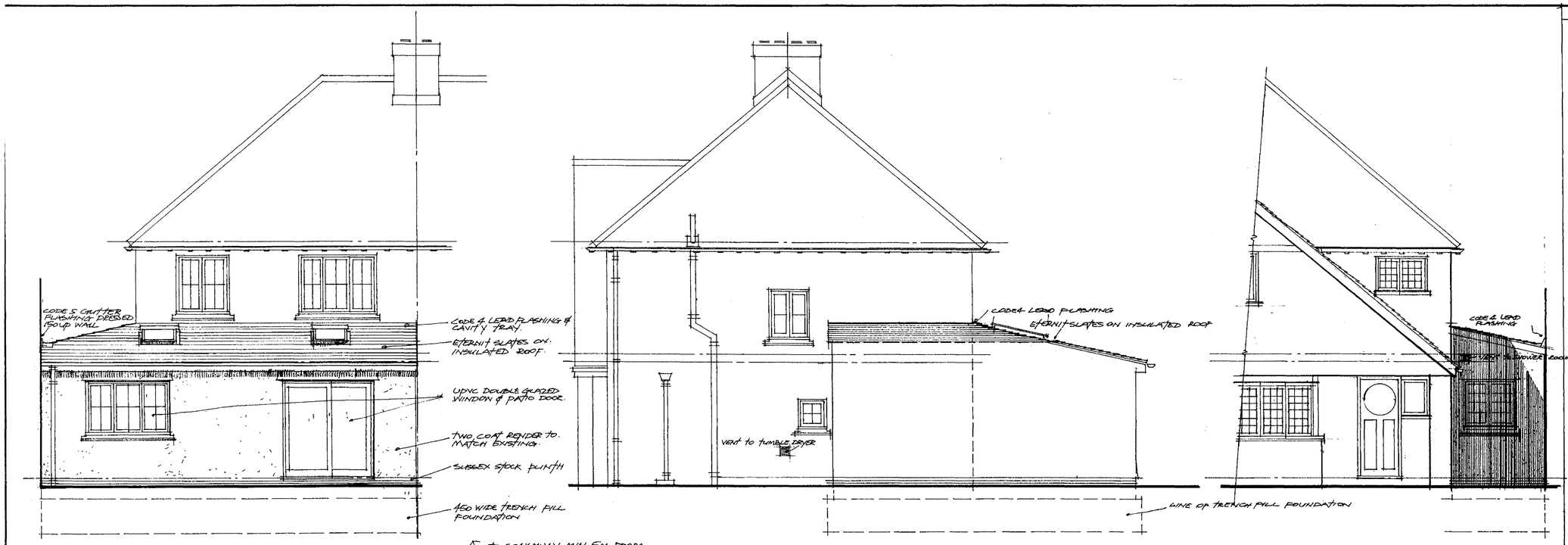

rear elevation

side elevation

front elevation

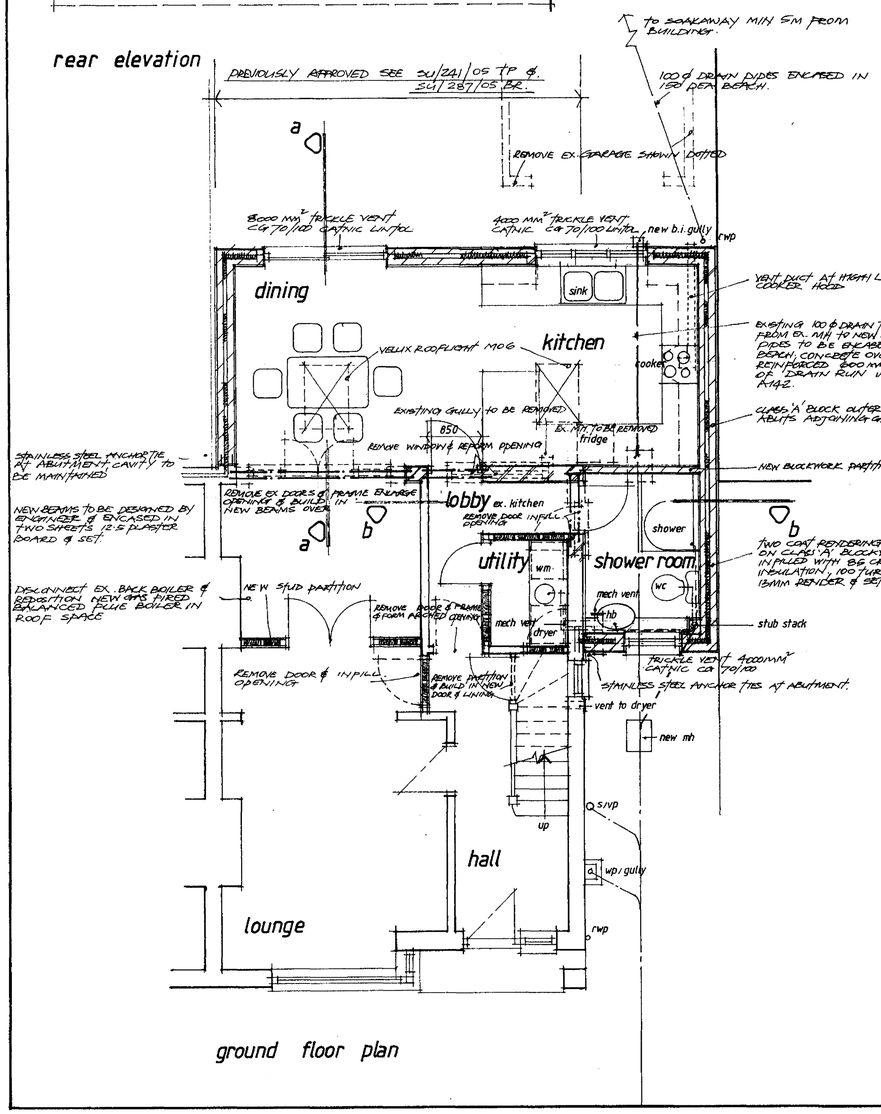

ground floor plan

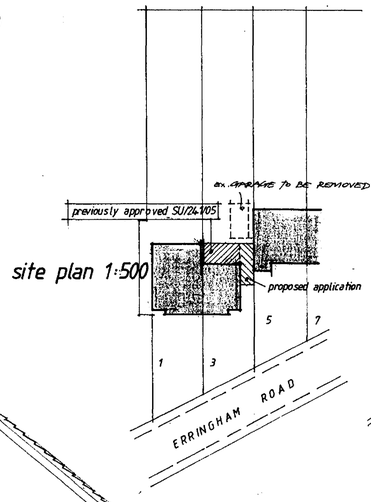

site plan 1:500

location plan 1:250

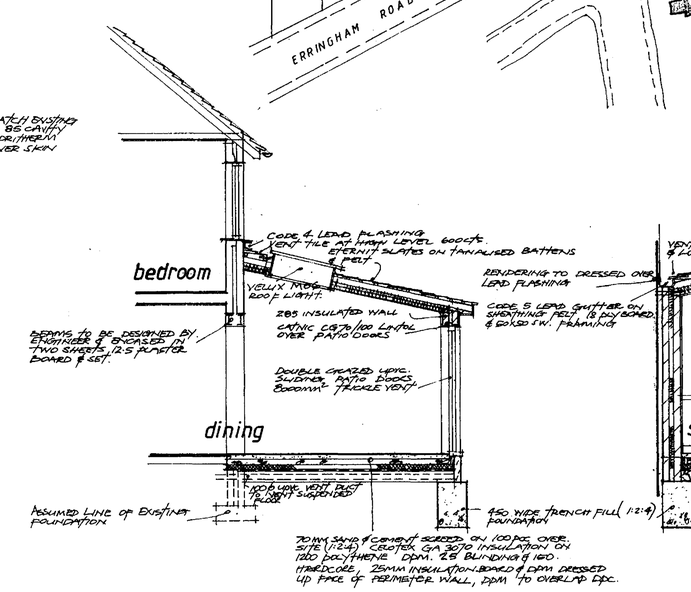

section aa

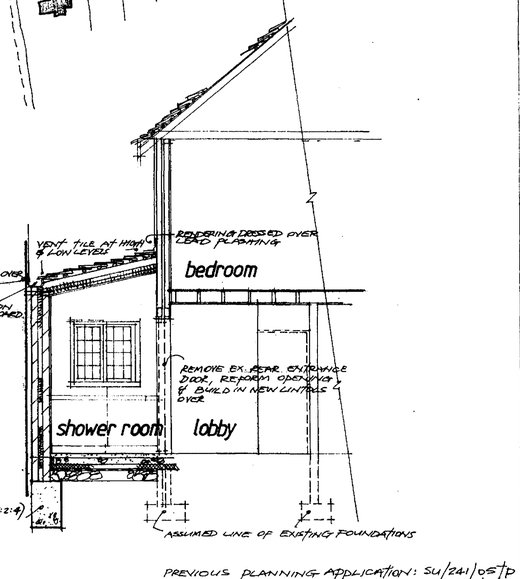

section bb

PREVIOUS PLANNING APPLICATION: SU/241/05TP
BUILDING REGULATIONS: SU/287/05BR

SPECIFICATION NOTES

GENERAL All building work and materials used in the construction are to comply with current Building Regulations, Codes of Practice, British Standards and Agrement Certificates.

All details and dimensions shown on this drawing are to be checked on site by the contactor and any discrepancies reported to this office prior to commencement of work.

The Contractor is to ensure that Town Planning and Building Regulation Approval Notices have been received and to be aware of any conditions imposed prior to commencement of construction.

EX-STRUCTURE Existing foundations, beams or lintols to be exposed as requested by Building Inspector.

FOUNDATIONS Excavate oversite to reduce levels as necessary and form trenches 450 wide as shown. Trenches to be 1000 deep below final ground level or to suit site conditions, final depth to be agreed with BCO on site. Trenches to be filled with concrete (1:2:4) to a final depth of 300mm below finished ground level. New foundations to underpin existing by minimum 300mm's.

WALLS
Walling up to DPC Facings to match existing to outer skin 85 cavity, 100 blockwork inner skin.

Walling above DPC Rendering in two coats to match existing on 100 Class A blockwork outer skin. 85 cavity with 85 Crown Dritherm insulation, 100 turbo block inner skin - 13mm render and set.

General Blockwork to be minimum 2.8N/MM² bedded in 1:1:6 mortar - 'U' value minimum 0.30WM²K. Both skins of cavity to be tied together with stainless steel wall ties and plastic clips at 750mm horizontally and 450 vertically - vertical DPC minimum 150 wide with additional wall ties and proprietory type insulating cavity closer to all reveals - cavity to be sealed at head of walling and at cill level. Horizontal DPC minimum 150 above finished ground level, 70mm PS concrete lintols over drains where they perforate walls. Stainless steel anchor ties at abutment of new and existing walls, external joint to be sealed with polymer pointing, colour to match brickwork - Internal joint to be covered with expanding metal lathing before plastering, cavity to be maintained at intersection.

FLOORS 70mm sand/cement screed on 100 pcc (1:2:4) oversite Celotex GA3070 insulation board on 1200 gauge polythene DPM - 25 blinding - 150 well consolidated hardcore - 25mm insulation board and DPM dressed up face of perimeter wall - DPM to overlap DPC - 100 Ø UPVC vent ducts to be located in new floor to vent existing suspended floor.

ROOF Eternit duracem slates fixed in accordance with manufacturers instructions on tanalised battens, and untearable BS felt, 47 x 150 rafters at 400 cts. Celotex GA 3090 insulation board laid between joists and GA 3045 secured to the underside of the rafters, , 500 vapour barrier and 12.5 plasterboard and set to soffite under rafters, UPVC fascia and soffite with 25mm continuous ventilation gap and fly screen. 50 ventilation gap over top of insulation. Vent tiles to be provided at high level. 5 x 30 m/s galvanised ties to 3 no rafters and wall plate at 1200 cts, ties secured with non-ferrous screws, noggings to be positioned between rafters on line of ties. Code 4 lead cavity tray and flashing where new roof abuts existing walling. Vent tiles at 600 cts. Code 4 lead flashing at abutment.

JOINERY All new skirtings, architraves and mouldings are to match existing.

TIMBER All structural timber is to be a minimum SC3 (C16) grade and where built into brickwork the timber is to be treated with wood preservative for a length of 600mm's. Softwood used externally is to be impregnated against decay. All site cut ends etc are to be liberally treated with tinted preservative.

PARTITIONS Internal partitions to be 50 x 100 stud partitions, built off double joists, where joists are at rt angles to partition, the sole plate is to be increased to 75 x 100

WINDOWS, DOORS & ROOFLIGHTS To be UPVC double glazed 1.80W/M²K secured into position with stainless steel fixings, external perimeter to be sealed with mastic. 8000m² trickle vents to Dining room, 4000mm² to kitchen & shower room. **All glazing to comply with BS 6206.**
Roof Lights To be velux double glazed units 1.80W/M²K double rafters to form trimming.

STEEL LINTOLS/BEAMS Steel beams to be designed by Structural Engineer - calculations to be submitted to LA for approval. Lintols to be manufactured by Messrs Catnic Lintols Ltd. Bearings minimum 150mm for spans not exceeding 1800mm, 225 bearing over 1800mm's. Steel beams to be encased in two sheets 12.5 plasterboard and set on 50 x 50 framing, board joints to be staggered.

ANCHOR TIES 5 X 30 m/s galvanised anchor ties secured to wall plates and ceiling joists at 1200 cts. Ties secured to 3 no joists/rafters with non-ferrous screws. Noggings to be located between ceiling/joists on line of ties.

MECHANICAL VENTILATION
Kitchen Hood 30 litres/sec ducted to external air.

Shower room/utility 15 litres/sec

RAINWATER Half round UPVC gutter to discharge into 63 Ø UPVC RWP pipes connected at base to 100 Ø UPVC drain pipes encased in 150 pea beach and taken to soak away 5 meters from all buildings and to be 1m³ below drain invert, filled with clean hardcore and topped off with 38mm Dry-lean concrete.

PLUMBING 38 Ø waste to sink & shower, 32mm waste to basin, deep seal traps to appliances discharging into substack. **All plumbing to comply with BS 9572.**

DRAINAGE Remove existing gully & manhole and grub out drain from gully to manhole, extend existing drain to new back inlet gully, provide stub stack with air admittance valve 1000mm above highest inlet. All new drainage to be 100 Ø UPVC drain pipe encased in 150 pea beach laid to 1:40 fall, manhole is to be constructed in 225mm semi-engineering bricks rendered externally, built of 150 pcc base or UPVC preformed manholes as produced by Osma or similar installed in accordance with manufactures instructions. **All Drainage to comply with BS8301.**

HEATING Replace existing back boiler with condensing boiler situated in roof space, SEDBUK rating to be minimum 90%. Central heating system to be controlled by room thermostats. All pipework to be insulated, thickness to be at least that of pipe diameter. Gas spillage test to be carried out upon completion of the installation by a suitably qualified person with all extractor fans running to ensure adequate working of boiler, radiators to have thermostatic valves fitted.

ELECTRICITY Existing electrics to be overhauled and extended as necessary to provide additional light and power outlets. All electrical work needed is to comply with the current requirements of Part P (Building Regulations). To be designed, installed and inspected by a person competent to do so. Prior to completion the council should be satisfied that Part P has been complied with - this may require an appropriate BS 7671 Electrical Installation Certificate to be issued for the work by a person competent to do so. A minimum of 1 pendant in 4 per 25m², whichever is the greater, shall be low energy light fittings.

DECORATIONS All new woodwork to be knotted and primed on all faces prior to delivery to site. Stopped and painted two undercoats and one gloss coat. All ceilings and

PLANNING
PLAN No. Arx/6136/08
12 MAR 2008

3 Erringham Road, Shoreham, West Sussex.

proposed rear and side extension. for MR / MRS MILLS

Scale: 1:50	Date: FEB 2008	Drawn By: JM

John Muitt mias mciob
ARCHITECTURAL CONSULTANT & SURVEYOR
94 Greenacres, Shoreham-By-Sea, West Sussex, BN43 5XL
Tel: 01273 461786

JOB NO: 01
PROJECT NO: 08/02