

New tiles to entire roof – colour to match existing
Juliet balcony

East Facing Side Elevation

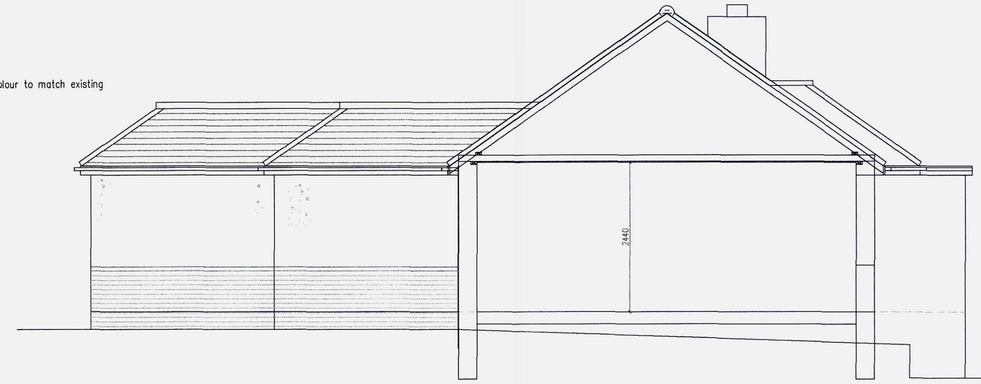

West Facing Side Elevation

1m 2m 3m 4m 5m 6m 7m 8m 9m 10m
1:50 Scale Bar

ADUR & WORTHING
PLANNING SERVICES

PLAN	AWDM/ 0804/14
DATE VALID	9 JUN 2014

Form rainwater soakaway min 5 metres from any building
(Location as directed by Client)

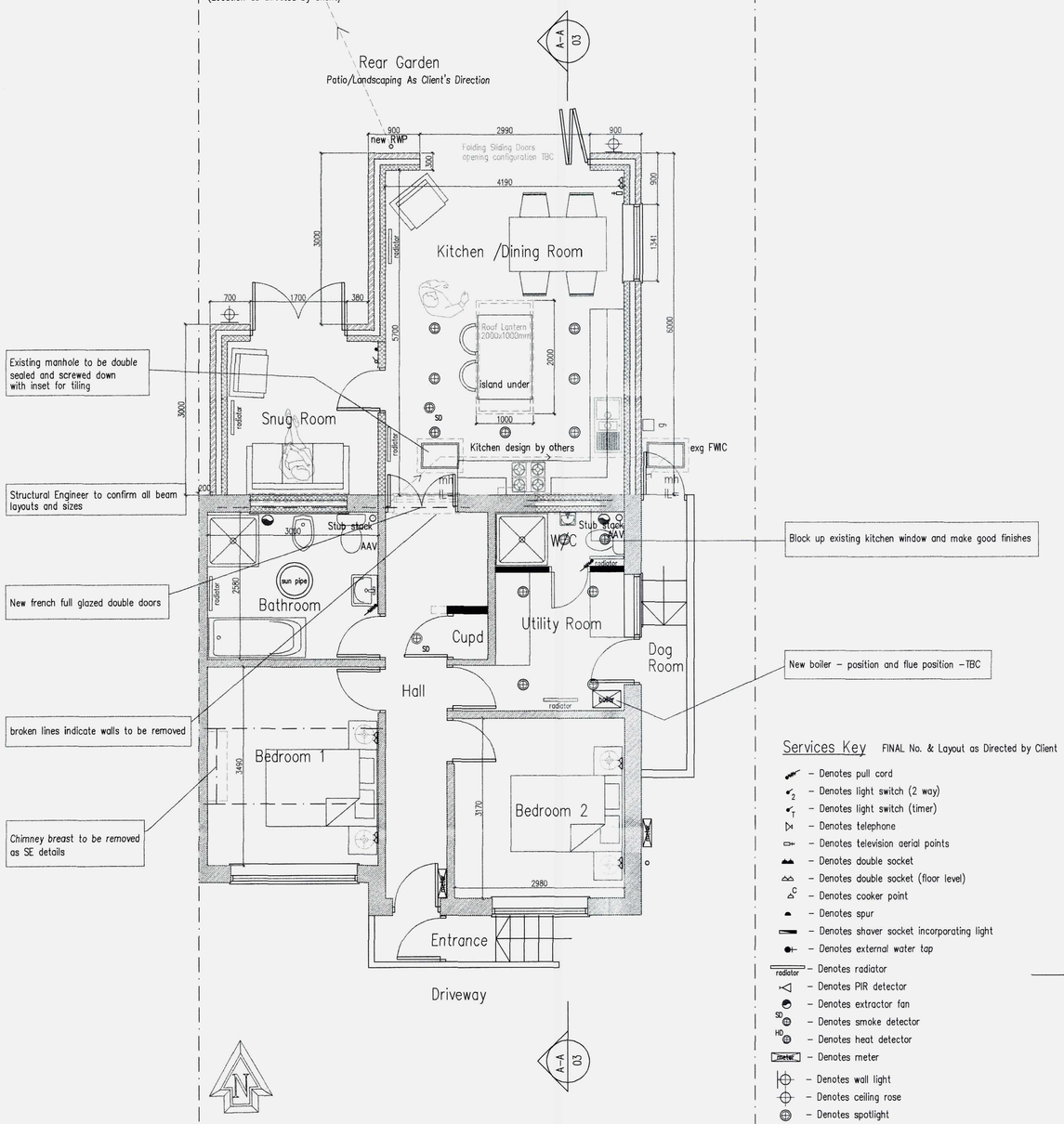

Existing manhole to be double sealed and screwed down with inset for tiling

Structural Engineer to confirm all beam layouts and sizes

New french full glazed double doors

broken lines indicate walls to be removed

Chimney breast to be removed as SE details

Block up existing kitchen window and make good finishes

New boiler – position and flue position – TBC

Services Key FINAL No. & Layout as Directed by Client

- Denotes pull cord
- Denotes light switch (2 way)
- Denotes light switch (timer)
- Denotes telephone
- Denotes television aerial points
- Denotes double socket
- Denotes double socket (floor level)
- Denotes cooker point
- Denotes spur
- Denotes shaver socket incorporating light
- Denotes external water tap
- Denotes radiator
- Denotes PIR detector
- Denotes extractor fan
- Denotes smoke detector
- Denotes heat detector
- Denotes meter
- Denotes wall light
- Denotes ceiling rose
- Denotes spotlight
- Denotes fluorescent tube

Ground Floor Plan

1m 2m 3m 4m 5m 6m 7m 8m 9m 10m
1:50 Scale Bar

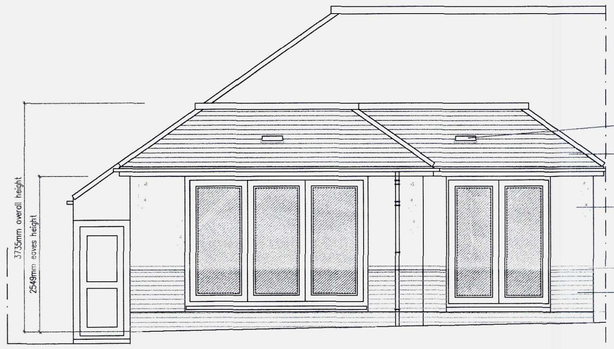

Lead rainwater outlets
Roof tiles to match existing roof
White render
Brick string course to match existing
Brickwork at lower level to match existing

North Facing Rear Elevation

1m 2m 3m 4m 5m 6m 7m 8m 9m 10m
1:50 Scale Bar

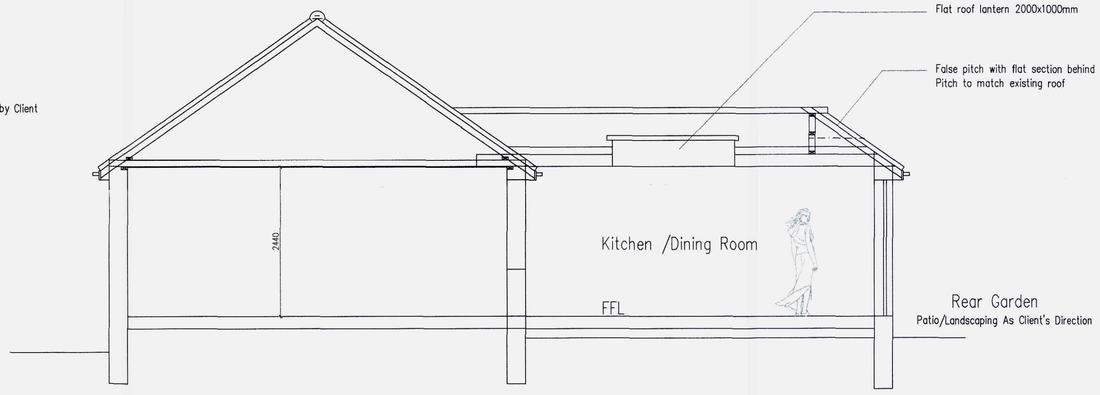

Flat roof lantern 2000x1000mm
False pitch with flat section behind
Pitch to match existing roof

SECTION AA

1m 2m 3m 4m 5m 6m 7m 8m 9m 10m
1:50 Scale Bar

Planning Drawing Only

DO NOT SCALE FROM THIS DRAWING EXCEPT FOR PLANNING AS PHOTOCOPIES WILL BE SUBJECT TO DISTORTION
DRAWINGS TO BE READ IN CONJUCTION WITH ALL OTHER ARCHITECT'S & STRUCTURAL ENGINEER'S CONTRACT DRAWINGS & SPECIFICATIONS.
ANY DISCREPANCIES MUST BE BROUGHT TO THE ATTENTION OF THE ARCHITECT IMMEDIATELY.
THE CONTRACTOR MUST VERIFY ALL DIMENSIONS BY SITE MEASUREMENT BEFORE ORDERING MATERIALS OR MANUFACTURING COMPONENTS.
SUBSTITUTE MATERIALS & PRODUCTS TO THOSE NAMED WILL BE ACCEPTABLE IF PROVEN TO BE OF EQUAL OR HIGHER PERFORMANCE AND NOT IN CONFLICT WITH OTHER ELEMENTS.

Project:

Proposed Rear Extension
& Internal Alterations At:
5 Howard Road
Sompting
West Sussex
BN15 0LW

Drawing title:

Plans & Elevations As Proposed

Client: Christine Graville

© Copyright of:

Architectural & Planning Services
15 West Street
Shoreham By Sea
West Sussex
BN43 5WF
BJW
01273 441009
07856899101
e-mail: benw@bjwarchitectural.co.uk
website: bjwarchitectural.co.uk

Scale:	Paper size
1:50	A1
Date: 5.6.2014	Drawn: BJW
Drg. No. 02	Rev'n A

Note: All dimensions to be checked on site.