

Existing Ground Floor Plan
Scale: 1:100

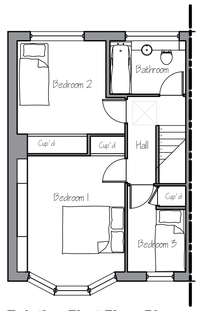

Existing First Floor Plan
Scale: 1:100

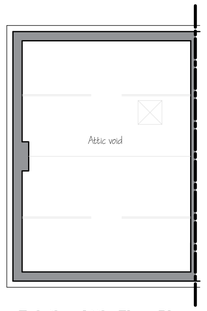

Existing Attic Floor Plan
Scale: 1:100

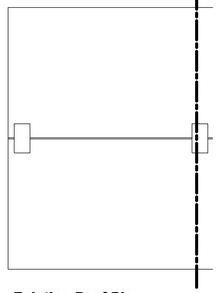

Existing Roof Plan
Scale: 1:100



Existing Front Elevation
Scale: 1:100



Existing Rear Elevation
Scale: 1:100

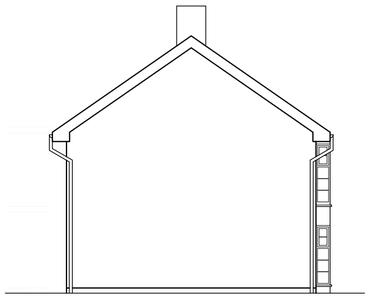

Existing Side Elevation
Scale: 1:100



Location Plan
Scale: 1:1250

NOTE:

This drawing is to be read in conjunction with the Construction Notes and Structural Engineer's details.
The Contractor is responsible for all setting out and must check levels and dimensions on site before ordering materials or commencing work.
Refer to written dimensions only. Do not scale from drawings, except for the purposes of Planning assessment.
The Architect is to be immediately notified of any omissions or discrepancies.

PARTY WALLS:

Work to Party Walls (including insertion of flashings, beam bearings, etc) are subject to Party Wall agreements with neighbours and are to be arranged by the Client in accordance with Party Wall Act

SERVICES LEGEND:

- TELEVISION POINT
- TELEPHONE POINT
- 13 AMP DOUBLE SWITCHED SOCKET OUTLET
- CEILING LIGHT - PENDANT FITTING
- ONE WAY LIGHT SWITCH
- TWO WAY LIGHT SWITCH
- NEON INDICATOR SWITCH FOR LOFT LIGHT
- ENERGY EFFICIENT RECESSED DOWNLIGHTER
- MAINS INTER-LINKED SMOKE DETECTOR
- MAINS INTER-LINKED HEAT DETECTOR
- SPRINKLER HEAD (FLUSH TYPE)
- NEW RADIATOR (INDICATIVE SIZE)
- SHAVING POINT
- FUSED SPUR FOR TOWEL RAIL
- SINGLE SWITCH FUSED SPUR BELOW WORKTOP
- CONSUMER UNIT
- CAT 5 / CAT 6 DATA CABLE SOCKET
- COOKER SWITCH
- MECHANICAL EXTRACT FAN COOKER HOOD
- UV ELECTRIC HEATER

Revision	Date:	Details:	Initials:
M	01/05/19	Retrospective planning	DLS
L	18/04/19	Southern Water amendments	DLS
K	17/04/19	Southern Water amendments	DLS
J	25/03/19	Building Control amendments	PY
I	21/03/19	Building Control amendments	PY
H	13/01/19	Drawing corrections	PY
G	07/01/19	Planning amendments	DLS
F	08/10/18	Planning amendments	DLS
E	25/10/18	Planning amendments	DLS
D	28/08/18	Client amendments	DLS
C	18/07/18	Client amendments	PY
B	26/06/18	Client amendments	PY
A	26/06/18	Drawing corrections	PY

These drawings and designs are the property of Shear Architectural Design Ltd and must not be copied, retained, or used without prior written consent. © Copyright

CREATE INSPIRE ENHANCE

SHEAR ARCHITECTURAL DESIGN

2 Saffron Close
Shoreham By Sea
West Sussex
BN43 6JF

07881 656512
info@sheararchitecturaldesign.co.uk

PROJECT:

139 Greenacers
Shoreham By Sea
West Sussex
BN43 5XL

DRAWING TITLE:

Rear Extension
Rear Dormer

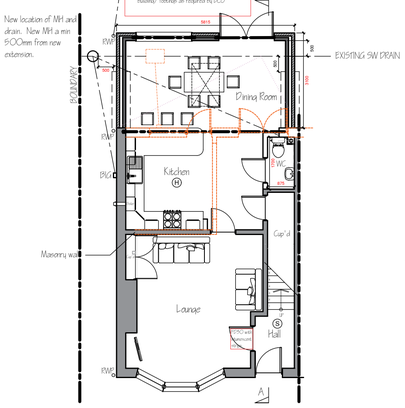

Proposed Ground Floor Plan
Scale: 1:100

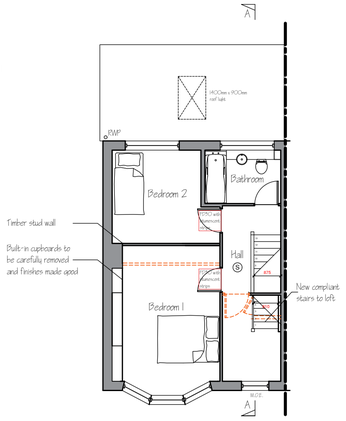

Proposed First Floor Plan
Scale: 1:100

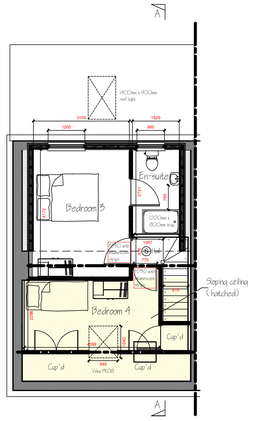

Proposed (Second Floor) Attic Floor Plan
Scale: 1:100

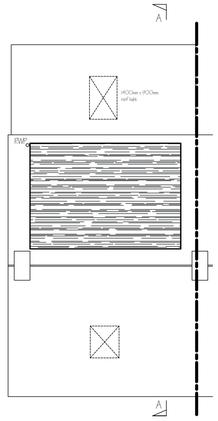

Proposed Roof Plan
Scale: 1:100



Block Plan
Scale: 1:500
0 10 20 30 40 50m

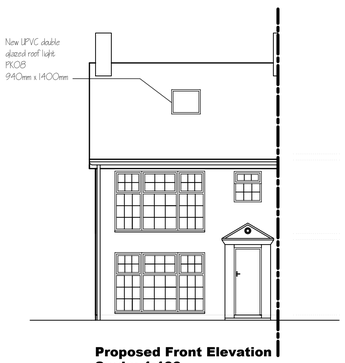

Proposed Front Elevation
Scale: 1:100

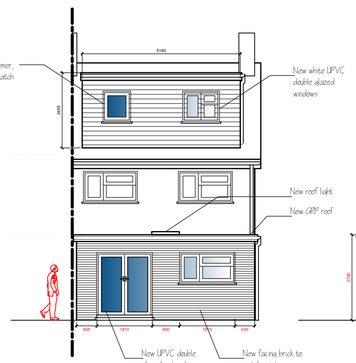

Proposed Rear Elevation
Scale: 1:100

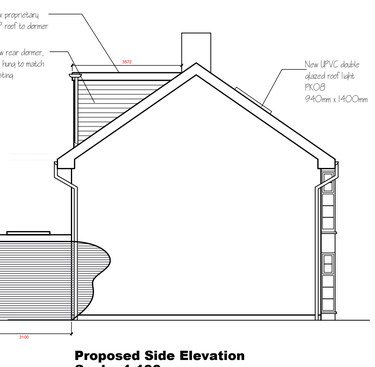

Proposed Side Elevation
Scale: 1:100

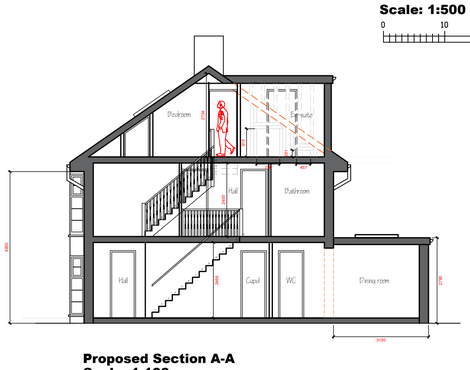

Proposed Section A-A
Scale: 1:100

Scale: 1:100
0 5 10

NOTE:

This design falls under Permitted Development as follows:

Volume of rear dormer = H-2.46, D-3.57, L-5.16 = 22.66m3
Total Volume = 23.43m3 < (PD n.e. 50m3)

Side-facing windows to be obscure-glazed; any opening to be 1.7m above the floor.

Roof extensions, apart from hip to gable, to be set back as far as practicable, at least 20cm from the original eaves.

Materials to be similar in appearance to the existing house.

The roof enlargement does not overhang the outer face of the wall of the original house.

Rear extension to extend no more than 3m beyond the wall of the original house.

Maximum height of single storey extension n.e. 4m.

NORTH

DATE:	05/06/2018
SCALE:	Various
DRAWN:	DS
CHECKED:	PY
SHEET	OF

PROJECT NUMBER:	DRAWING NUMBER:	REVISION:
18/06	SK1	M