Copyright (c) 2020

NOTE:
The contractor is to check all site dimensions and levels before work starts. Report any discrepancies.

This drawing must be read with and checked against all structural and other specialist drawings, specifications and bills of quantities. Report any discrepancies.

The contractor is to comply with all current British Standards and Building Regulations whether or not specifically stated on these drawings.

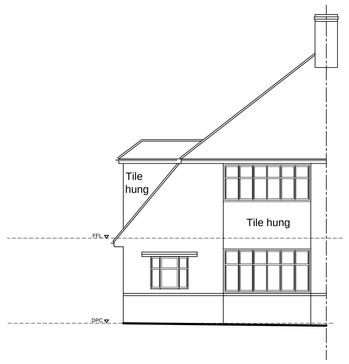

Front (N) Elevation 1:100

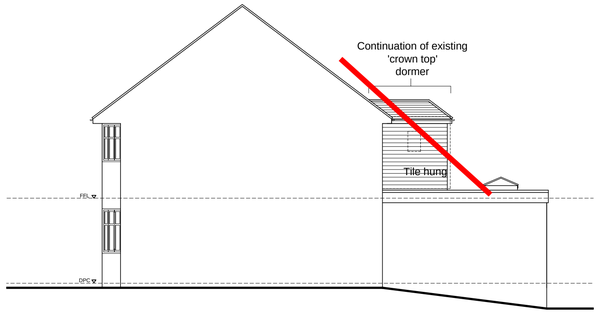

Side (W) Elevation 1:100

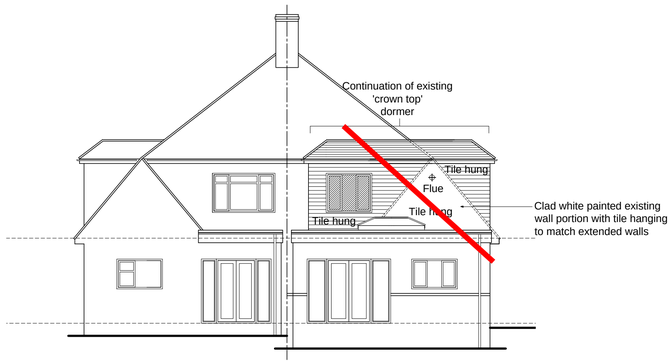

Rear (S) Elevation 1:100

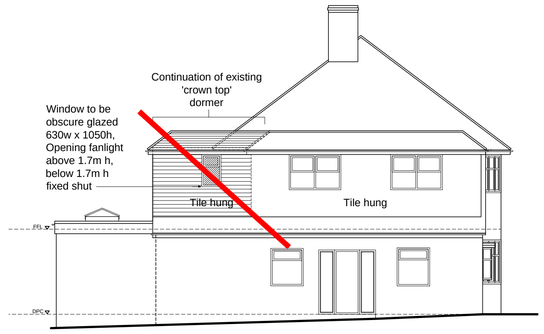

Side (E) Elevation 1:100

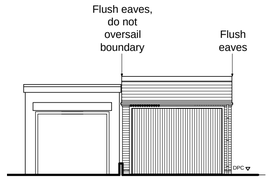

Garage Front

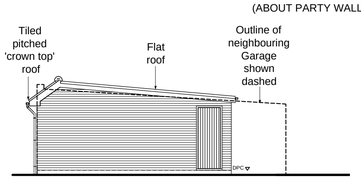

Garge Side 1:100

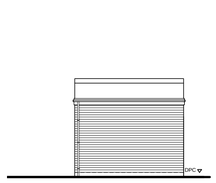

Garage Rear

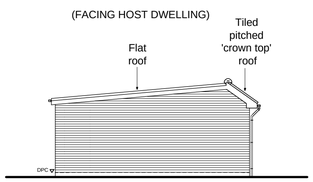

Garage Side 1:100

(FACING NEIGHBOURING GARAGE)

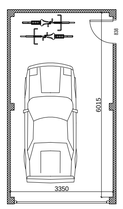

Garage Plan 1:100

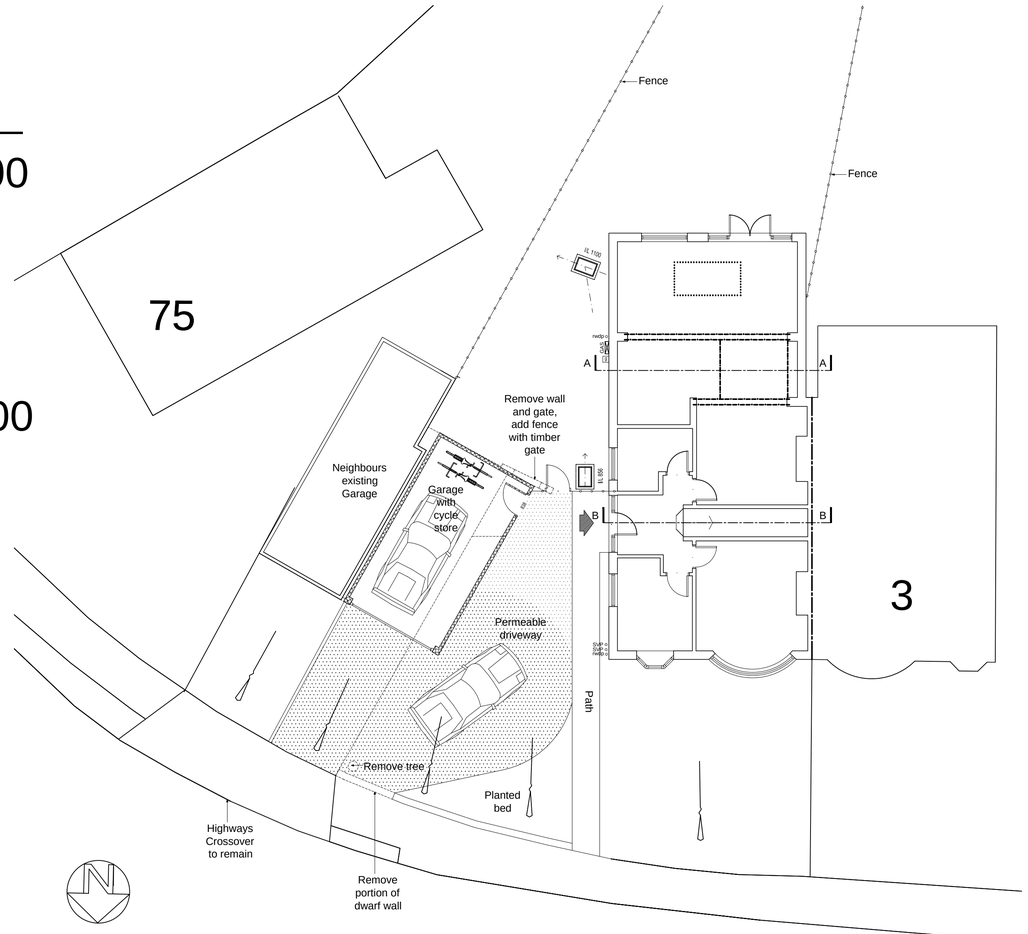

Site Plan 1:100

Denotes slope

INDICATIVE STEEL LOCATIONS

ITEMS SHOWN DASHED TO BE REMOVED

Roof light/Roof lantern over

2620 Floor to ceiling spot heights

1m 2m 3m 4m 5m
1:100 Scale Bar

1m 2m 3m 4m 5m
1:50 Scale Bar

PROPOSED WALLS ON PLAN

Materials:

1st floor extension

Roof:
Felt flat roof, tiled pitched roof to match existing

Walls:
Tile hung, to match existing

Fascia and soffit:
To match existing

Windows:
To match existing

Garage

Roof:
Tiled pitched roof/felt flat roof

Walls:
Face brick to match existing

Fascia and soffit:
To match existing

Doors:
To match existing,
Steel Garage vehicular door

PLANNING STAGE

Rev.	Date	Description	By

Client
Mrs Leake Date

Project
Alterations To:
1 Mill Avenue
Shoreham-by-Sea

Drawing Title
Elevations and Site Plan as Proposed

Copyright (c) 2020 of:
Sussex Architectural Services
Wicket View
Cuckfield Lane
Warninglid
West Sussex
Tel:(01444) 461355
Email: info@sussexarchitecturalservices.co.uk

Scale 1:100, 1:50 @ A1
Date May 2020
Drawn -
Drawing Number 19-161-04