

North Elevation



East Elevation

Elevations (1:100)

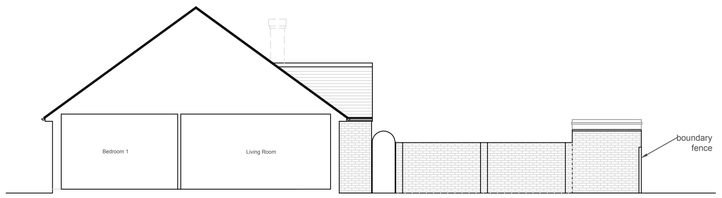


South Elevation



West Elevation

Scale Bar 1:1250
0 10 20 30 40 50 60 70 80 90 100 [m]

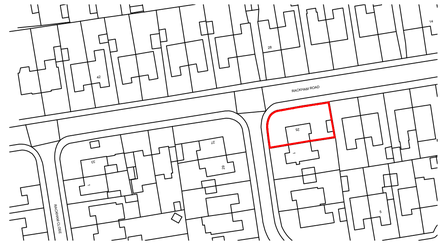


Site Location Plan (1:1250)

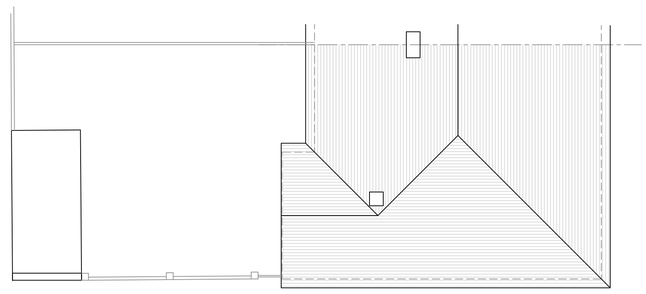

Roof Plan (1:100)

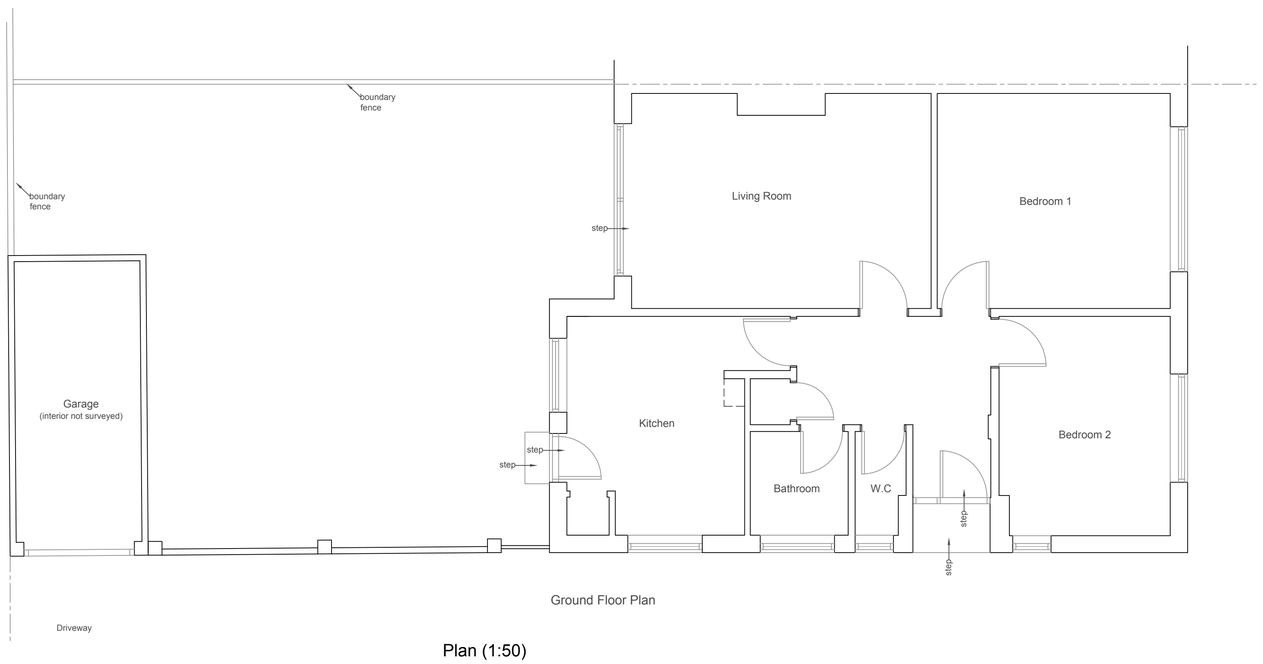


Ground Floor Plan

Plan (1:50)

Existing Materials

Walls
- Face brickwork toTimber cladding

Roof
- Tiles

Windows
- White UPVC Casments

Doors
- White UPVC

Scale Bar 1:50
0 0.5 1.0 1.5 2.0 2.5 3.0 3.5 4.0 4.5 5.0 [m]

Scale Bar 1:100
0 1 2 3 4 5 [m]

This drawing is the property of Inspired Design Studio Limited and must not be copied, reproduced or passed to a third party without their permission.

The Contractor is to verify all dimensions, alignment, levels and datums prior to commencement of work.
Any discrepancies must be reported immediately to Inspired Design Studio Ltd for review.

Variations and modifications to the work shown on these drawings are not to be carried out without the prior approval from Inspired Design Studio Ltd

Revisions

| Rev | Description | By |
|---|---|---|
| | | |
| | | |
| b | Additional Information | LW |
| a | Additional Information | LW |

All dimensions to be checked on site prior to commencement of work, except for planning purposes.

This drawing is the copyright of
Inspired Design Studio Ltd.
and may not be copied, altered or reproduced in any way without written authority.

Client: Ms C Osella and Ms K Wheeler

Project Address:
25 Rackham Road
Tarring
Worthing
West Sussex

Drawing Title:
Existing Plan, Elevations,Roof Plan and Site Location Plan

Drawing Number: 1412.01.b

Scale: As stated printed @ A1

Date: 31/07/2024