

North Elevation

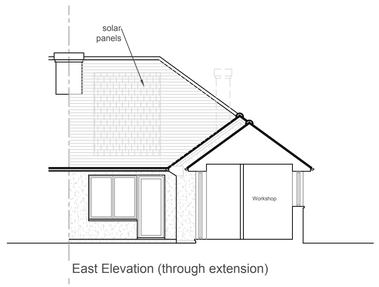

East Elevation (through extension)

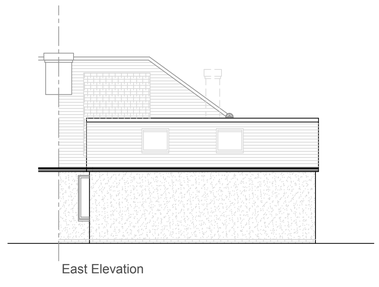

East Elevation

Elevations (1:100)

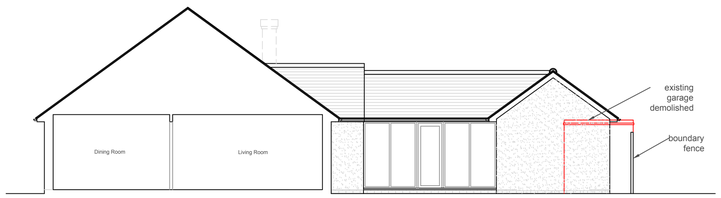

South Elevation

North Elevation

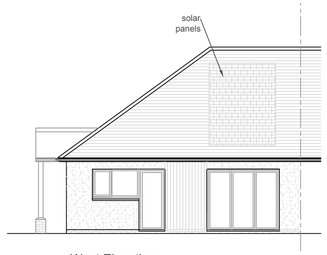

West Elevation



West Elevation (through extension)

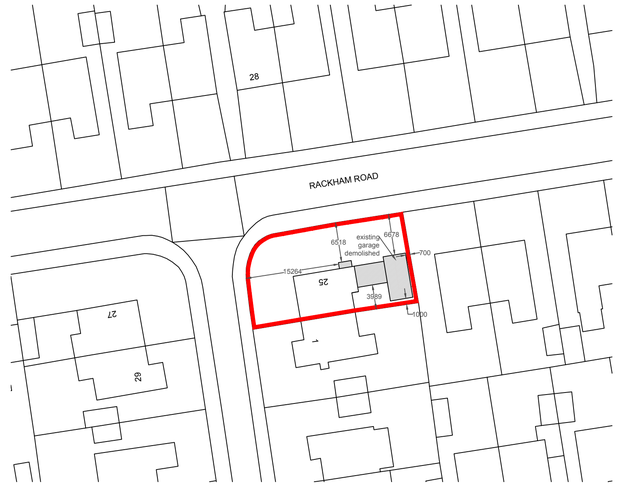

Site Block Plan (1:500)

N

Scale Bar 1:500

0 5 10 15 20 25 30 35 40 45 50 [m]

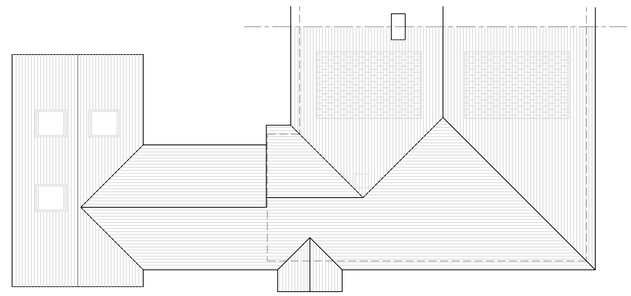

Roof Plan (1:100)

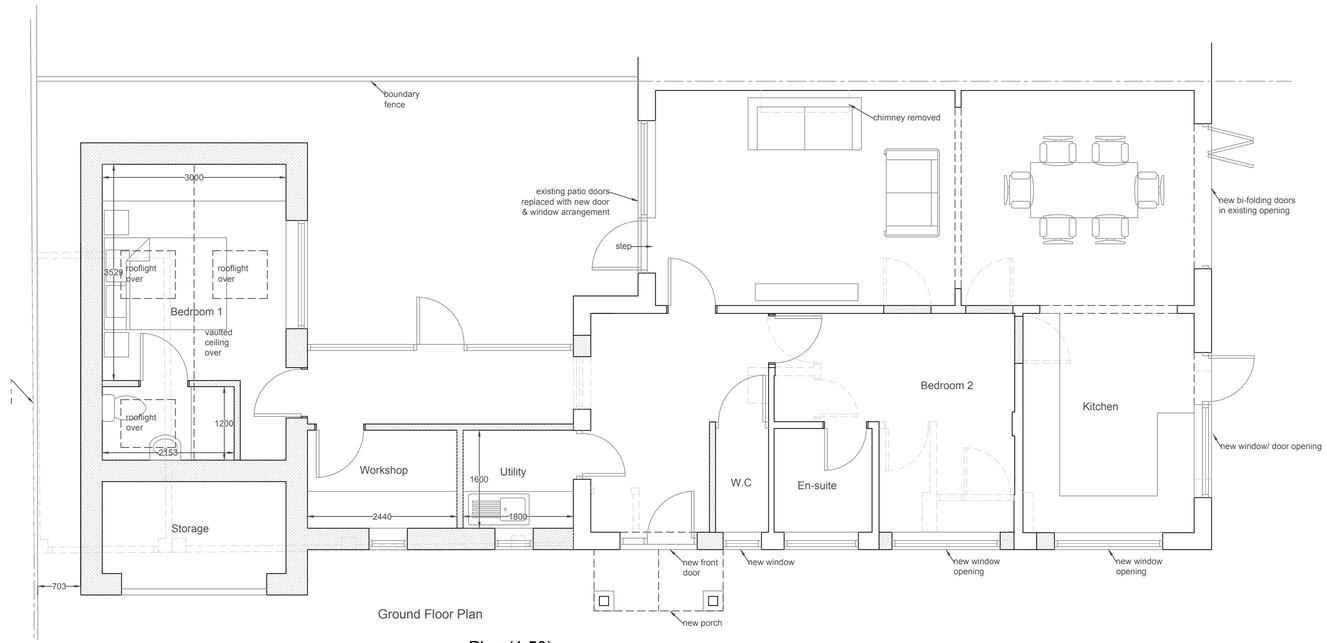

Ground Floor Plan

Plan (1:50)

Proposed Materials

Walls
- Existing Face brickwork to DPC
- Timber cladding
- Render - colour t.b.c

Roof
- Tiles to match existing

Windows
- Black Casements

Doors
- Black Aluminium

Scale Bar 1:50

0 0.5 1.0 1.5 2.0 2.5 3.0 3.5 4.0 4.5 5.0 [m]

Scale Bar 1:100

0 1 2 3 4 5 [m]

This drawing is the property of Inspired Design Studio Limited and must not be copied, reproduced or passed to a third party without their permission.

The Contractor is to verify all dimensions, alignment, levels and datums prior to commencement of work.
Any discrepancies must be reported immediately to Inspired Design Studio Ltd for review.

Variations and modifications to the work shown on these drawings are not to be carried out without the prior approval from Inspired Design Studio Ltd

Revisions

Rev	Description	By
b	Additional Information	LW
a	Additional Information	LW

All dimensions to be checked on site prior to commencement of work, except for planning purposes.

This drawing is the copyright of
Inspired Design Studio Ltd.
and may not be copied, altered or reproduced in any way without written authority.

Client: Ms C Osella and Ms K Wheeler

Project Address:
25 Rackham Road
Tarring
Worthing
West Sussex

Drawing Title:
Proposed Plan, Elevations, Roof Plan and Site Block Plan

Drawing Number: 1412.02.b

Scale: As stated printed @ A1

Date: 31/07/2024