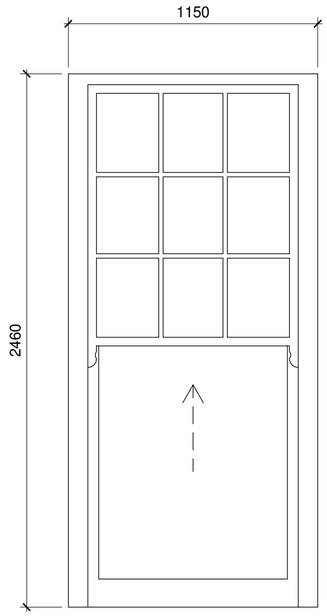

WINDOW 01
(lounge)

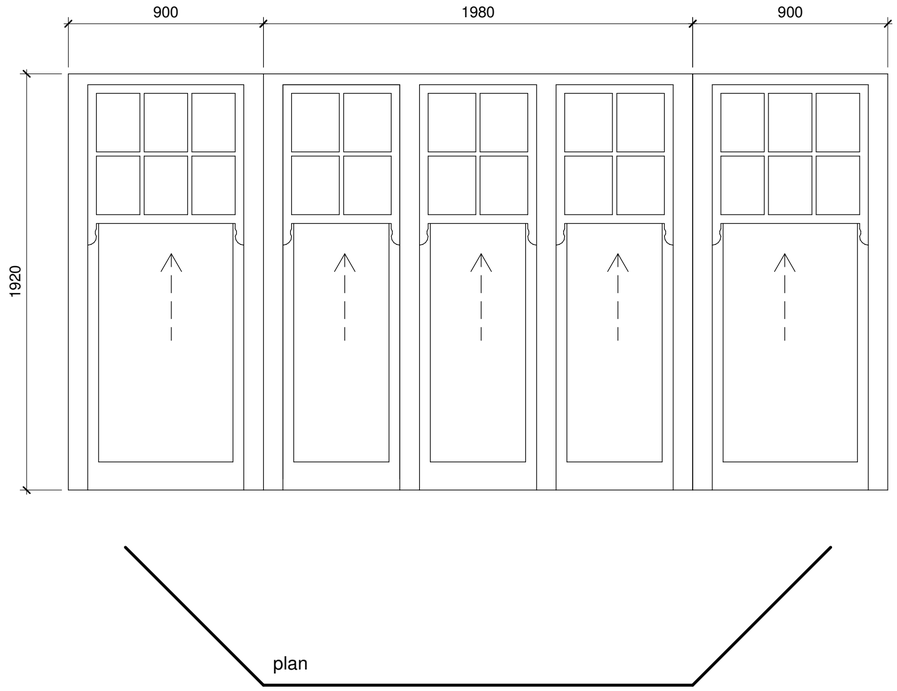

WINDOW 02
BAY
(lounge)

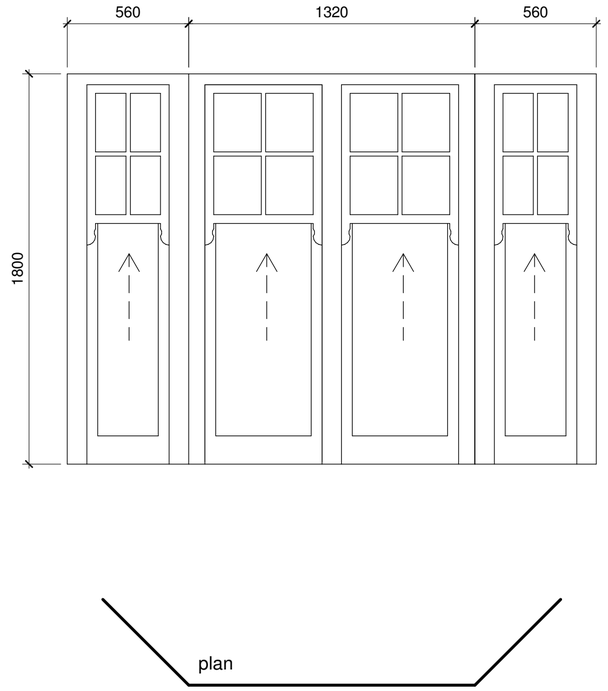

WINDOW 03
BAY
(bedroom 1)

EXISTING WINDOWS
SINGLE GLAZED TIMBER SASH

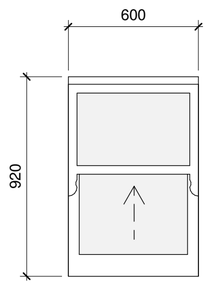

WINDOW 04
(bathroom)
(obscure glass)

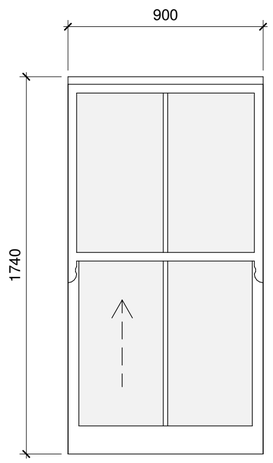

WINDOW 05
(bathroom)
(obscure glass)

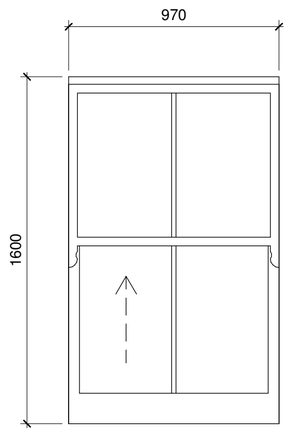

WINDOW 06
(bedroom 2)

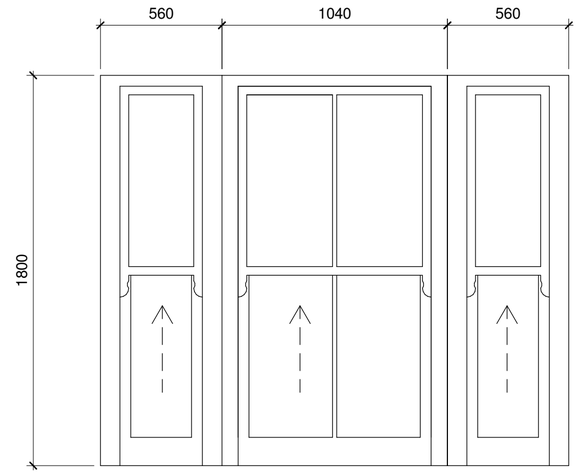



WINDOW 07
BAY
(kitchen)

① EXISTING WINDOWS
1 : 20

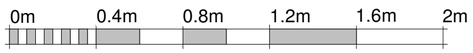

VISUAL SCALE 1:20 @ A2

DO NOT SCALE
ALL QUERIES REGARDING DIMENSIONS/SETTING OUT TO BE DIRECTED TO ARCHITECT

THIS DRAWING IS TO BE READ IN CONJUNCTION WITH THE ARCHITECT'S SPECIFICATION

THIS DRAWING REMAINS WITHIN THE COPYRIGHT OF THE ARCHITECT

ALL DRAWINGS MUST BE READ IN CONJUNCTION WITH THE STRUCTURAL ENGINEER'S DRAWING PACKAGE

SUBJECT TO BCO COMMENTS

PLEASE REFER TO THE STRUCTURAL ENGINEER'S DRAWINGS FOR ALL STRUCTURAL DESIGN AND SPECIFICATIONS

PLANNING CONDITIONS:
CONTRACTOR TO NOTE ALL PLANNING CONDITIONS OF PLANNING APPROVAL. ADVISE ARCHITECT OF ANY POSSIBLE CONFLICTS OR DEVIATIONS IN WRITING AS EARLY AS POSSIBLE.

PLEASE NOTE:
ALL DRAWINGS TO BE READ IN CONJUNCTION WITH THE DESIGN AND ACCESS STATEMENT AND ALL OTHER RELEVANT REPORTS ASSOCIATED WITH THE PLANNING SUBMISSION.

Rev	Description	Date

KRONA DESIGN
ARCHITECTURAL DESIGN & DRAFTING
4 Union Place | Worthing | BN11 1LG
info@kronadesign.co.uk | kronadesign.co.uk
Tel: 01903 256150 Mob: 07827 994111

PROJECT
Proposed Replacement Windows

ADDRESS
First Floor Flat
16 Bath Road
Worthing

TITLE
Existing Window Elevations

CLIENT
Veronica Stapleton

DRAWN	STATUS	DATE
JLB	Planning	15/11/24

SCALE (@ A2)	PROJECT NUMBER
1 : 20	KD.1637

DRAWING NUMBER	REV
A.200	

© KRONA DESIGN