DO NOT SCALE FROM THIS DRAWING EXCEPT FOR PLANNING AS PHOTOCOPIES WILL BE SUBJECT TO DISTORTION.
DRAWINGS TO BE READ IN CONJUCTION WITH ALL OTHER ARCHITECT'S & STRUCTURAL ENGINEER'S CONTRACT DRAWINGS & SPECIFICATIONS.
ANY DISCREPANCIES MUST BE BROUGHT TO THE ATTENTION OF THE ARCHITECT IMMEDIATELY.
THE CONTRACTOR MUST VERIFY ALL DIMENSIONS BY SITE MEASUREMENT BEFORE ORDERING MATERIALS OR MANUFACTURING COMPONENTS.
SUBSTITUTE MATERIALS & PRODUCTS TO THOSE NAMED WILL BE ACCEPTABLE IF PROVEN TO BE OF EQUAL OR HIGHER PERFORMANCE AND NOT IN CONFLICT WITH OTHER ELEMENTS.

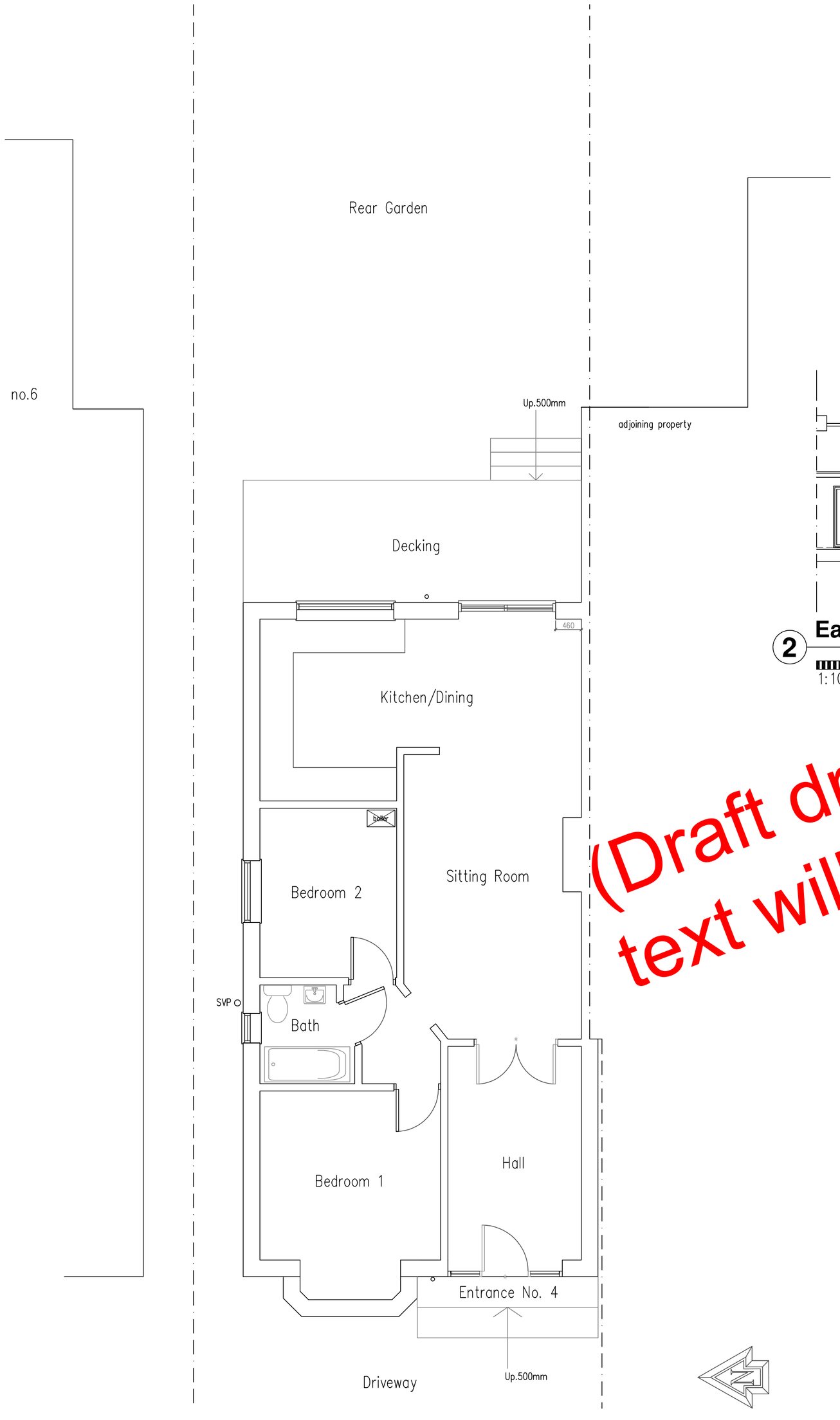

1 Ground Floor Plan

1:50 Scale Bar

1m 2m 3m 4m 5m 6m 7m 8m 9m 10m

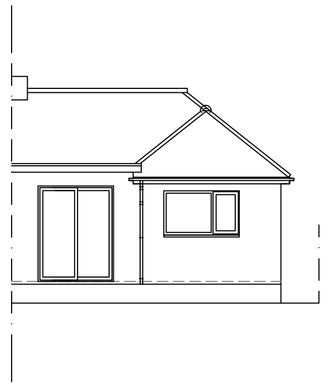

2 East facing (rear) Elevation

1m 2m 3m 4m 5m 6m 7m 8m 9m 10m
1:100 Scale Bar

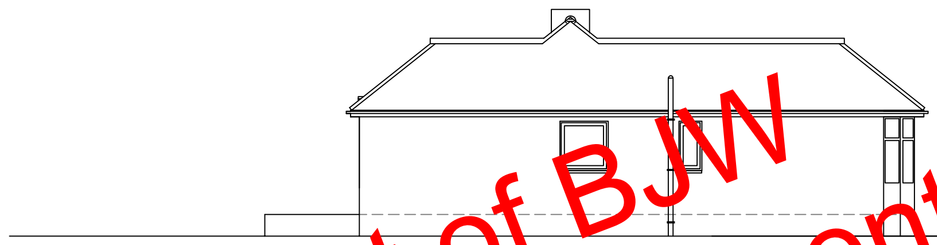

3 North facing side Elevation

1m 2m 3m 4m 5m 6m 7m 8m 9m 10m
1:100 Scale Bar

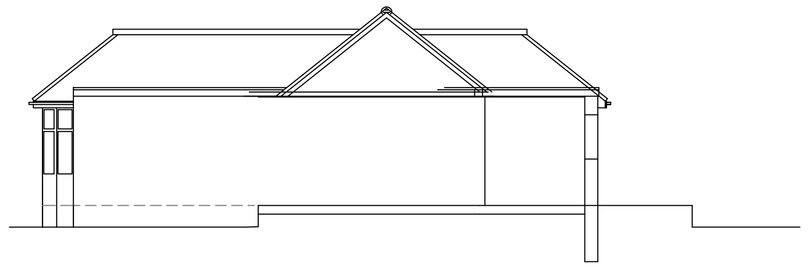

4 South facing side Elevation

1m 2m 3m 4m 5m 6m 7m 8m 9m 10m
1:100 Scale Bar

(Draft drawing) copyright of BJW
text will be removed upon payment

Project:

Proposed
Rear Extension
& Internal Alterations At:
4 Bristol Avenue
Lancing
West Sussex
BN15 8NJ

Drawing title:

Plans & Elevations As Existing

Client: Brendan Mockett

© Copyright of:
Architectural & Planning Services
7 Erringham Road
Shoreham By Sea
West Sussex
BN43 5NQ
BJW
01273 441009
07856899101
e-mail: benw@bjwarchitectural.co.uk
website: bjwarchitectural.co.uk

Scale: 1:50 1:100 | Paper size: A1

Date: 1.10.2021 | Drawn: BJW

Drg. No. 01 | Rev'n

Note: All dimensions to be checked on site.