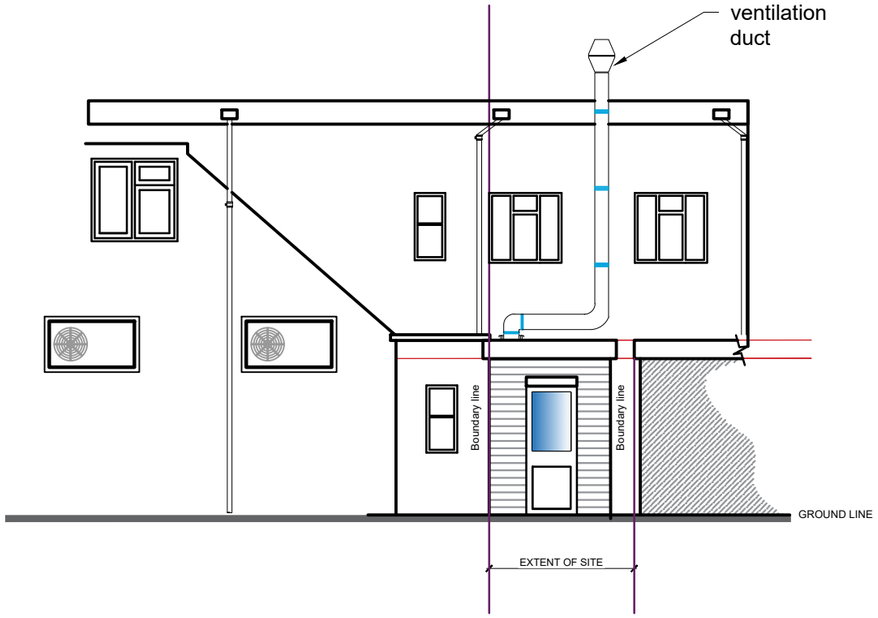

Proposed Rear Elevation
Scale: 1:100

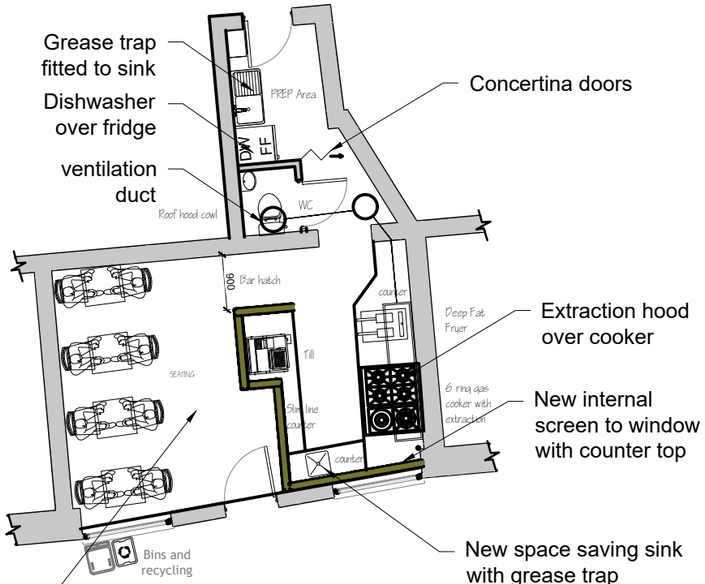

Proposed Ground Floor Plan
Scale: 1:100
AREA: 29.5m²

360 Litre Wheelie Bin Dimensions

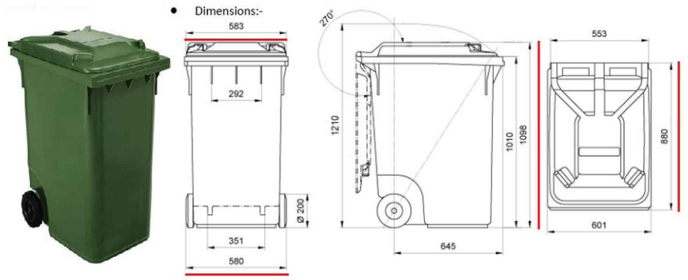

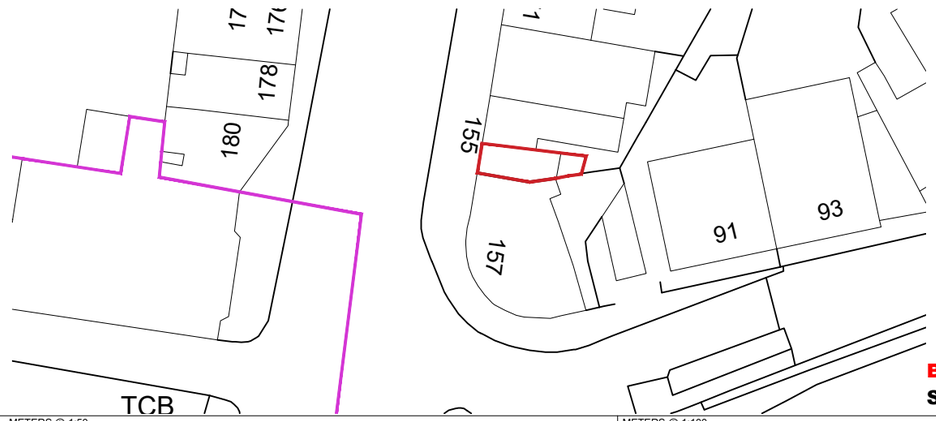

Block Plan
Scale: 1:500

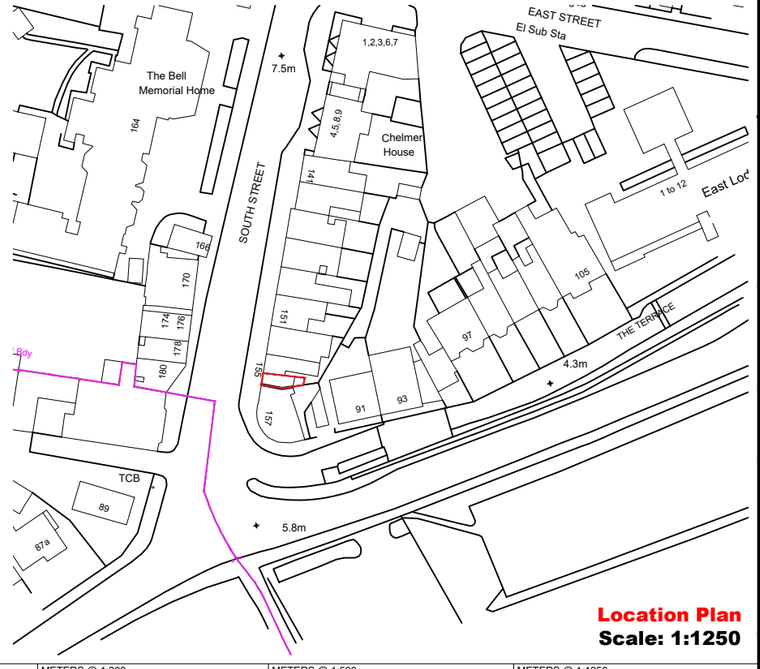

Location Plan
Scale: 1:1250

METERS @ 1:50 | METERS @ 1:100 | METERS @ 1:200 | METERS @ 1:500 | METERS @ 1:1250

NOTE:

This drawing is to be read in conjunction with the Construction Notes and Structural Engineer's details.

The Contractor is responsible for all setting out and must check levels and dimensions on site before ordering materials or commencing work.

Refer to written dimensions only. Do not scale from drawings, except for the purposes of Planning assessment.

The Architect is to be immediately notified of any omissions or discrepancies.

Building work should not commence until all statutory approvals have been granted, i.e. Planning, Building Control, etc.

If a public sewer is discovered, consent to 'Build-over/Close-to' may be required from the Water Authority.

PARTY WALLS:

Work to Party Walls (including insertion of flashings, beam bearings, etc) are subject to Party Wall agreements with neighbours and are to be arranged by the Client in accordance with the Party Wall Act (i.e. Providing two months written notice)

- Below ground drainage - Surface Water
- Below ground drainage - Foul Water
- Discharge pipes
- Existing structure
- Proposed structure
- Removed structure

Revision:	Date:	Details:	Initials:
A	20/09/2024	Planning Amendments	DLS

These drawings and designs are the property of Shear Architectural Design Ltd and must not be copied, retained, or used without prior written consent.
© Copyright

SHEAR ARCHITECTURAL
CREATE INSPIRE ENHANCE

Unit 6 Riverside Business Centre,
Brighton Road,
Shoreham-by-Sea
BN43 6RE

07881 656512
info@sheararchitecturaldesign.co.uk
www.sheararchitecturaldesign.co.uk

PROJECT:
155 South Street
Lancing
West Sussex
BN15 8BD

DRAWING TITLE:
Change of use from Class A1 to A3

NORTH

DATE: 07/07/2024
SCALE: Various @ A3
DRAWN: DS
CHECKED: -
SHEET OF

PROJECT NUMBER:	DRAWING NUMBER:	REVISION:
24/048	PL2	A