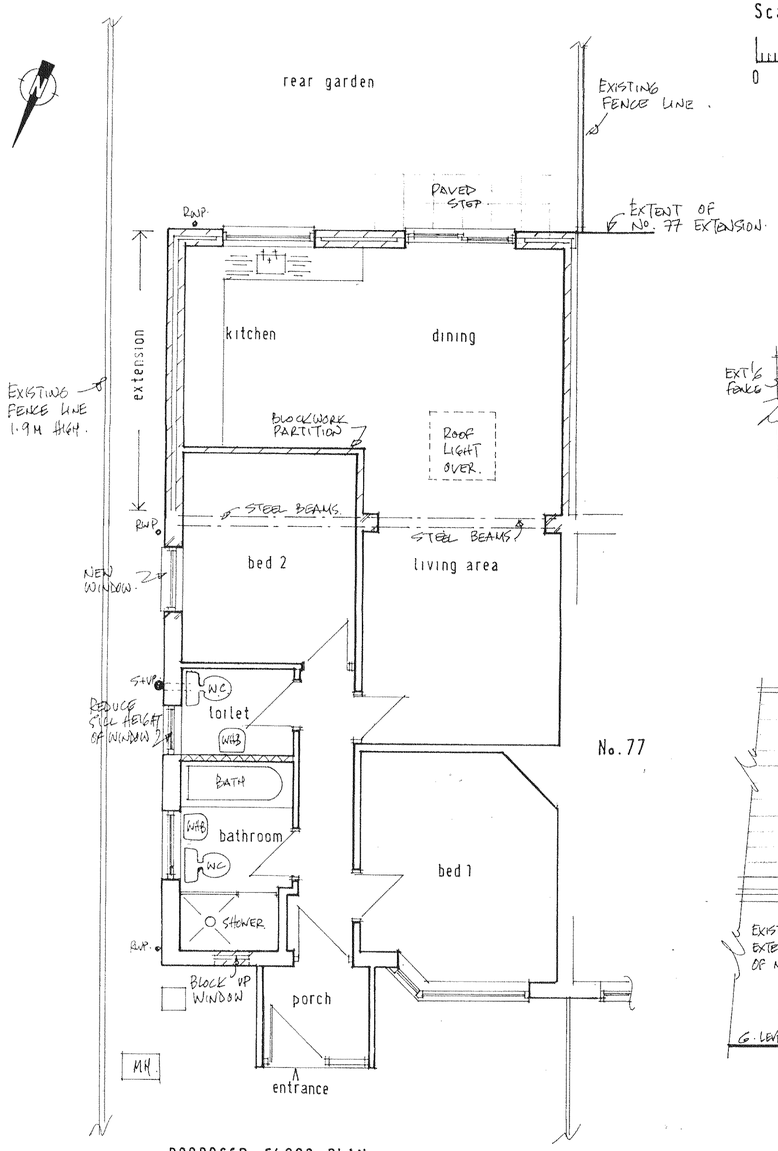

PROPOSED FLOOR PLAN

Scale bar 1:50 on A2 paper.

0 1 2 3 4 5 6 7 8M

GENERAL NOTES:

this drawing is copyright and must not be reproduced wholly or in part or passed onto any unauthorised person without written permission.

the contractor is to check all dimensions with site measurements and report all queries to

figured dimensions to take precedence over scaled dimensions, in no case are scaled dimensions to be used for setting out.

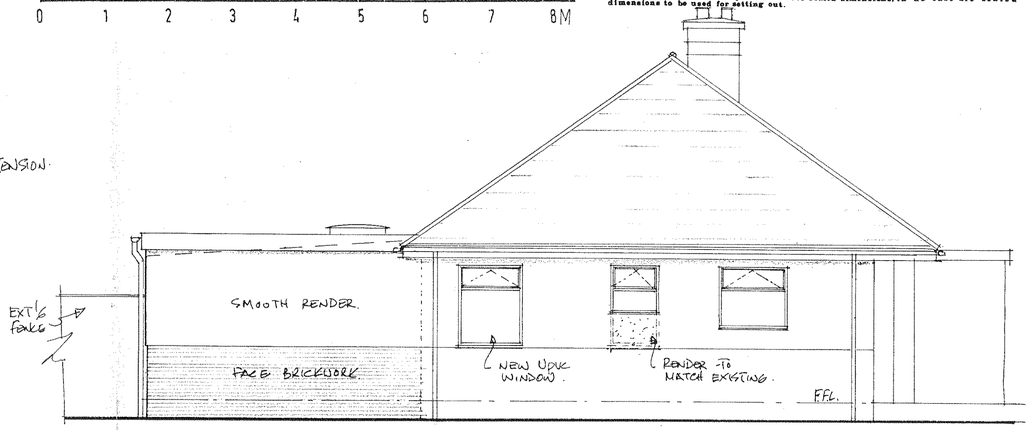

PROPOSED SIDE [EAST] ELEVATION

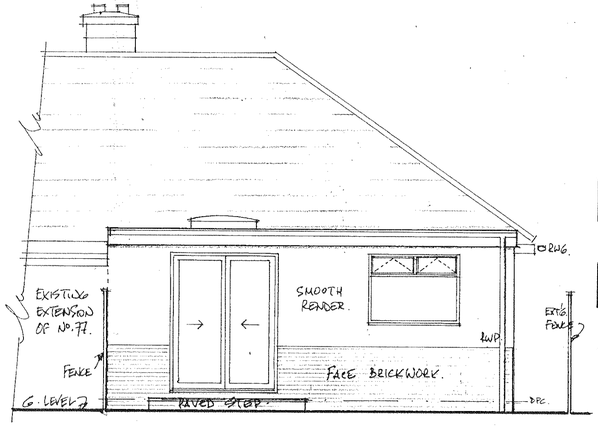

PROPOSED REAR [SOUTH] ELEVATION

DISTRICT COUNCIL PLANNING DEPT. RECEIVED 18 MAY 2010

PLANNING APPROVAL SCHEME

scheme:
PROPOSED REAR EXTENSION

at:
75 WEST WAY, LANCING

client:
SAMANTHA ARNOLD / JOE SHELLEY

TVR DESIGNS
surveyors, architectural & planning consultants
39 The Gardens, Southwick, West Sussex. BN42 4AP
Telephone/Fax 01273 870085 Mobile 07932 969620
E-mail: tvrstudio39@tiscali.co.uk

drawing number:	scale:	drawn:
1709/02	1:50	tvr
	date: april 2010	papersize: A2

a b c d e f g — do not build to this drawing without approval stamp below