new home assessments

SITMA
The Sound Insulation Testing & Measurement Association



Airborne Sound Insulation testing in accordance with Test Standards BS EN ISO 140-4:1998
Impact Sound Insulation testing in accordance with Test Standards BS EN ISO 140-7:1998

Report Reference Number: 67592

Test Date: 17/04/2025

Report Compilation Date: 06/05/2025


## Abstract

Pre-completion Sound Insulation Testing is the process of measuring how much noise a building element, normally a separating wall or a separating floor, prevents from travelling through to a neighbouring dwelling

This report describes the test procedure and the results obtained from the pre-completion sound insulation testing at
148-152 Montague St, Worthing, BN11 3HH.


## Competent Tester

Testing in this report was conducted by Peter Cable (Registration Number: 7214), who is a Certified tester in the SITMA Certification Scheme for Sound Insulation Testers, which is a UKAS Accredited Certification Body No. 10579.


SITMA operates solely as a personal certification body. Its accredited function is limited to certifying individuals and their ability to follow the test standards. SITMA does not conduct these tests itself, nor does it participate in or influence the testing process in any way, neither is any tester an employee of SITMA.

*The certification and reporting of tests falls outside the scope of the accredited scheme.*

# Contents

**The SITMA Certified Testers' Scheme** ..... **2**

Certified Tester Conducting this test ..... 2
SITMA UKAS Accreditation Scope ..... 2
Audit Requirements ..... 2
SITMA Portal ..... 2
Calibration Requirements ..... 2
Complaints ..... 2

**Report Revisions** ..... **3**

**Simplified Test Results** ..... **3**

**Testing Methodology** ..... **4**

Level measurements in the Source & Receive Rooms (L1 & L2) ..... 4
Background Measurements in Receive Room ($L_\beta$) ..... 5
Reverberation Time Measurements (RT) ..... 5
Level Measurements in the Receive Room ..... 5
Background Measurements in Receive Room ($L_\beta$) ..... 5
Reverberation Time Measurements (RT) ..... 5

**Calculation Methodology** ..... **6**

**Airborne Sound Insulation Tests** ..... **6**
Background Noise Correction (Corrected L2) ..... 6
Precision ..... 6
Level Difference ('D') ..... 6
Weighted Standardized Level Difference ..... 6
Weighted Standardized Level Difference with Spectrum Adaption ..... 6
'Precision ..... 6

Standardized Impact Sound Pressure Level ..... 7
Weighted Standardized Impact Sound Pressure Level ..... 7
**Sampling Regime** ..... **8**

**Deviations** ..... **8**
Background Noise Levels ..... 8

Deviations Related to the test ..... 8

**Calibration** ..... **9**
Calibration Certificates ..... 9

**Detailed Test Results** ..... **10**
Detailed Test Results ..... 10
Airborne Wall Tests – New Build by Peter Cable ..... 10
Airborne floor Tests – New Build by Peter Cable ..... 11
Impact floor Tests – New Build by Peter Cable ..... 12

**Appendix A – Individual Certificates** ..... **13**

Copyright © SITMA 2025

# The SITMA Certified Testers' Scheme

This testing described within this report was conducted by a certified tester of the UKAS Accredited SITMA Certification Scheme for Sound Insulation Testers. The report was generated using the SITMA Portal, which testers are required to use as part of the requirements for certified testers (as per PUS006 - Lodgement Process, Rules & Guidance) Further information on the certification scheme, it's lodgement system, quality control and auditing requirements are discussed below.

.

**Certified Tester Conducting this test:**

| | |
|---|---|
| **Certified Tester:** | Peter Cable |
| **Associated Company:** | New Home Assessments,<br>123 Watchouse Road, Galleywood,<br>Chelmsford, CM2 8NG. |
| **Live Certification Status** | https://www.bcta.group/sitma/members |



**SITMA Certification Scope**
The SITMA Certification Scheme for Sound Insulation Testers is a UKAS Accredited Certification Body No. 10579. SITMA itself holds BS EN ISO/IEC 17024:2012 accreditation from UKAS, not the tester.

Testers are certified by SITMA in accordance with the SITMA Scope of Accreditation[2], accessible here: https://www.bcta.group/sitma/sitma-certification-scheme-scope/

**Audit Requirements**
Each tester is audited annually, which may be unannounced, in accordance with SITMA Document PUS012 – Audit Process & Outcomes.This is achieved by the tester logging their job onto the SITMA portal **in advance of testing taking place.**

Each certified tester will be able to issue you with their SITMA audit documentation from their last audit alongside this report, if requested.

**SITMA Portal**
The SITMA Portal, besides logging every job for every tester, is used to generate reports, just like this one. The portal does not accept pre-calculated information, it takes the raw data from the sound level meter and calculates each individual test result before producing this report, ensuring no test data has been amended by any tester prior to being uploaded.

**Calibration Requirements**
SITMA calibration requirements can be found here:https://www.bcta.group/sitma/equipment/usable-equipment.

**Complaints**
You should speak directly with the tester if you wish to make a complaint. If your complaint is not handled to your satisfaction, you are then welcome to make a complaint directly to the SITMA certified tester's scheme in line with our complaints process. SITMA Document PUS013 – Complaints & Appeals.

## TO CHECK THIS REPORT IS VALID

| | |
|---|---|
| 1. Head to this site: | https://www.sitma.bcta.group/ |
| 2. Use these credentials: | Report Reference Number: 67592 |
| | Job Postcode: BN11 3HH |

[1] BS EN ISO/IEC 17024:2012 Conformity assessment — General requirements for bodies operating certification of persons (2018)
[2] United Kingdom Accreditation Service (UKAS) SITMA accreditation No. 10579

Copyright © SITMA 2025

# Report Revisions

| Report Version: | Change(s) made |
|---|---|
| 1.0 | This document is the initial issue |

# Simplified Test Results

| Certificate Number | Plot & Source Room | Plot & Receive Room | Target $D_{nT,w}+C_{tr}$ or $L'_{nT,w}$ (dB) | Result $D_{nT,w}+C_{tr}$ or $L'_{nT,w}$ (dB) | Result |
|---|---|---|---|---|---|
| 210331 | Flat 2 Kitchen / Living Room | Flat 3 Bedroom 1 | ≥ 45 | 47 | PASS |
| 210334 | Flat 3 Kitchen / Living Room | Flat 5 Living Room | ≥ 45 | 50 | PASS |
| 210335 | Flat 4 Kitchen / Living Room | Flat 2 Kitchen / Living Room | ≤ 62 | 48 | PASS |
| 210336 | Flat 5 Living Room | Flat 3 Kitchen / Living Room | ≤ 62 | 48 | PASS |
| 210341 | Flat 2 Kitchen / Living Room | Unit Gr Fl Commercial Space | ≤ 62 | 41 | PASS |

* Results shown with an asterisk have a deviation which is discussed on the certificate and in the Detailed Test Results section.

Copyright © SITMA 2025

# Testing Methodology

## *Airborne Sound Insulation Tests*

Measurements of Standardised Level Difference ($D_{nT}$) were conducted in accordance with BS EN ISO 140-4:1998.

**Level measurements in the Source & Receive Rooms ($L_1$ & $L_2$)**
The noise was generated in the source room by placing an active loudspeaker, which produced a steady spectrum of noise, in an external corner of the room, opposite the wall being tested (where walls are being tested) at least 0.5m away from any reflective surface.

The sound pressure level was measured in both the source room and receive room, sampling as much of the room as possible, for each of two loudspeaker positions. The sound level meter was always kept 0.7m away from any reflective surface as to not artificially increase or decrease noise levels into the microphone.

The measurements were taken at one-third octave band intervals from 100 to 3150 Hertz using an averaging time of at least 30 seconds. The speaker was moved at least 1.4m horizontally and 0.3m vertically and the measurements were repeated. The measurements in each room were logarithmically averaged.

**Background Measurements in Receive Room ($L_b$)**
Background noise levels were measured in the receive room with the source room speaker turned off to ensure the background noise level did not influence the result. Corrections are applied when the background noise level is within 10dB of the signal and background noise level combined.

The background noise level was measured over a time period that accurately reflects the background noise measurement at the time of the test. This is normally between 6 & 30 seconds and can vary between the first and second background measurements.

**Reverberation Time Measurements (RT)**
The reverberation measurements were carried out following the guidance in BS EN ISO 140-7: 1998 and BS EN ISO EN 354:2003[3] .

A minimum of 6 reverberation time measurements were carried out in the receive room to accurately define the amount of influence the diffuse field has on the microphone, ensuring that the soft or hard surfaces within the room do not impact the overall test result.

These 6 reverberation time measurements were measured in the receive room using a minimum of 3 microphone positions in accordance with Section 6.5 of BS EN ISO 140-4:1998.

The noise was generated in the receive room by placing an active loudspeaker, which produced a steady spectrum of noise, in a corner of the room at least 0.5m away from any reflective surface.

The $T_{20}$ RT measurements are used in the calculation as a minimum. Where $T_{30}$ RT measurements are available, these are used where the sound level meter can do so.

[3] BS EN ISO 354:2003 Acoustics – Measurement of sound absorption in a reverberation room

Copyright © SITMA 2025

## *Impact Sound Insulation Tests*

Impact Sound Insulation was conducted to BS EN ISO 140-7:1998
Measurements of standardised impact Sound Pressure Level ($L'_{nT}$) were conducted in accordance with BS EN ISO 140-7:1998.

**Level Measurements in the Receive Room**
Level measurements were acquired in the receive room using a tapping machine, which has a set of 5 steel hammers, to produce impact noise in the source room in at least four different positions on the separating floor surface.
The tapping machine was orientated at 45 degrees to the main floor axis.
The noise level was measured in the receive room at a minimum of 4 swept microphone positions or a minimum of 6 fixed microphone positions at one-third octave band intervals from 100 to 3150 Hertz using an averaging time of at least 6 seconds for each of the 4 tapping machine positions, creating a minimum of 4 or 6 individual measurement readings.
The sound level meter was always kept 0.7m away from any reflective surface as to not artificially increase or decrease noise levels into the microphone.

**Background Measurements in Receive Room ($L_b$)**
The background noise level was measured with the tapping machine turned off. This is to ensure the background noise level did not influence the result. The background noise level is measured over a time period that accurately reflects the background noise measurement at the time of the test. This is normally between 6 & 30 seconds and can vary between the first and second background measurements.

**Reverberation Time Measurements (RT)**
The reverberation measurements were carried out following the guidance in BS EN ISO 140-7: 1998 and BS ISO EN 354:2003[3].
A minimum of 6 reverberation time measurements were carried out in the receive room to accurately define the amount of influence the diffuse field has on the microphone, ensuring that the soft or hard surfaces within the room do not impact the overall test result.
These 6 reverberation time measurements were measured in the receive room using a minimum of 3 microphone positions at each of two loudspeaker positions in accordance with Section 5.5 of BS EN ISO 140-7:1998.
The noise was generated in the receive room by placing an active loudspeaker, which produced a steady spectrum of noise, in a corner of the room at least 0.5m away from any reflective surface and then moved to another corner whilst maintaining the distances and the measurements were repeated.

The $T_{20}$ RT measurements are used in the calculation as a minimum. Where $T_{30}$ RT measurements are available, these are used where the sound level meter can do so.
These measurements are often the same readings as the airborne test when measured in the same group of tests where the receive room is the same and the test(s) carried out on the same day.

[3] BS EN ISO 354:2003 Acoustics – Measurement of sound absorption in a reverberation room

Copyright © SITMA 2025

# Calculation Methodology

## *Uniform Requirements*

**Background Noise Correction ('Corrected $L_2$')**
Any receive room measurements that are within 6dB of the background measurements are corrected by adding 1.3 dB to the receive room measurement.

If the difference in levels is smaller than 10dB but greater than 6dB, the signal is corrected as per BS EN ISO 140-4:1998 Section 6.6 for airborne tests and BS EN ISO 140-7:1998 Section 5.6 for impact tests.

### Precision
All measurements are taken to 0.1dB precision, except reverberation times which are taken to 0.01 second precision. Measurements are calculated without rounding until the single number rating calculation, following guidance from BS EN ISO 717-1:1997[4] and BS EN ISO 717-2:1997[5]

## *Airborne Sound Insulation Tests*

**Level Difference ('*D*')**
The difference between the source and 'corrected' receive room measurement is calculated for each speaker position and 2 differences arithmetically averaged to obtain '*D* for each frequency measured. These are calculated separately for Speaker Position 1 and Speaker Position 2.

**Standardised Level Difference ('$D_{nT}$')**
The results at each third octave band frequency are standardised by adding 10 times the logarithm of the reverberation time at each frequency, divided by 0.5 (reference reverberation time), to give the standardized level difference ($D_{nT}$) at each frequency.

**Weighted Standardized Level Difference ('$D_{nT,w}$')**
The individual $D_{nT}$ are then compared to the standard reference curve, with the sum of unfavourable deviations measured and adjusted, as defined in BS EN ISO 717-1:1997 to give a single figure result of $D_{nT,w}$.

### Weighted Standardized Level Difference with Spectrum Adaption ('$D_{nT,w}$ + C;$C_{tr}$')
The spectrum adaptation terms (C;$C_{tr}$) are then calculated in accordance with BS EN ISO 717-1:1997.

### Precision
All measurements are taken to 0.1dB precision, except reverberation times which are taken to 0.01 seconds precision.

[4] BS EN ISO 717-1:1997 Acoustics – Rating of sound insulation in buildings and of building elements – Part 1: Airborne sound insulation
[5] BS EN ISO 717-2:1997 Acoustics – Rating of sound insulation in buildings and of building elements – Part 2: Impact sound insulation

Copyright © SITMA 2025

## *Impact Sound Insulation Tests*

**Standardized Impact Sound Pressure Level (‘*L*'$_{nT}$’)**
The results at each third octave band frequency are standardized by subtracting 10 times the logarithm of half the reverberation time at each frequency, divided by 0.5, to the ‘corrected’ L2 to give the Standardized Impact Sound Pressure Level (L'$_{nT}$) at each frequency.

**Weighted Standardized Impact Sound Pressure Level (‘*L*’$_{nT}$’).**
The L’$_{nT}$ are then compared to the standard reference curve, with the sum of unfavourable deviations measured and adjusted, as defined in BS EN ISO 717-2:1997 to give a single figure result of $L_{nT,w}$

[4] BS EN ISO 717-1:1997 Acoustics – Rating of sound insulation in buildings and of building elements – Part 1: Airborne sound insulation
[5] BS EN ISO 717-2:1997 Acoustics – Rating of sound insulation in buildings and of building elements – Part 2: Impact sound insulation

Copyright © SITMA 2025

# Sampling Regime

Testing was conducted using a sampling regime in accordance with Approved Document E 2003 [as amended] (ADE), ensuring each construction type was tested on the project, not necessarily each plot. It is assumed that each construction type is constructed consistently. If this is not the case, and deviations of the construction type occur, further testing will be required to comply with the requirements of Approved Document E 2003 [as amended] to the Building Regulations.

The location of the sets of tests were selected at random by the tester except where specifically requested by the Local Authority Building Control officer, Approved Inspector or by specialist input from Robust Details Limited.

Rooms were tested unfurnished unless testing is specifically requested in a furnished room.
Testing is conducted using the larger room as the source room, with a tolerance of 10% of volume being acceptable either way. Doors, windows, and trickle vents must be closed and kitchen units, cupboard doors, wardrobes etc shall be open for the duration of the test when they have been installed against the separating wall under test.
For impact testing, the tests are always conducted on the separating floor that has received Building Control Approval. It is only ever acceptable to test on a soft floor covering where that covering is an integral part of a Type 1 concrete floor as defined by ADE and cannot physically be lifted by the tester's own hands.

Occasionally, rooms may have an awkward layout, such as a stagger, be significant in length (>10m) or contain internal barriers. These requirements are defined in BS EN ISO 140-14:2004[6] which all testers hold a copy of as a mandatory entry requirement into the SITMA Certified Testers' Scheme. Where a test has an awkward layout, the testing method from BS EN ISO 140-14:2004 will be defined in the report and sketches held internally.

# Deviations

**Background Noise Levels**
Background noise levels are often an unavoidable part of testing as testing must take place on a live building site. Though a correction is applied within the calculation, high background noise levels may result in the wall/floor under test not achieving its full potential.
Situations can occur where background noise levels are not high, but the sound insulation performance of the separating floor or wall is so good that the measured levels are close to the prevailing background levels. The equipment used cannot distinguish between background noise levels and the noise from the speaker.

**Deviations Related to the test**

If any deviation from the testing method was necessary, details of the deviation are indicated on each individual test certificate (appended to this report). Where deviations were avoidable, or tests have been conducted on a 'trial' basis, these will be highlighted at the bottom of each certificate.

[6] BS EN ISO 140-14:2004 Acoustics – Measurement of sound insulation in buildings and of building elements – Part 14: Guidelines for special situations in the field

Copyright © SITMA 2025

# Calibration

**Calibration**
The calibration certificates can be requested from the SITMA Certified Tester at any time.

| Item Category | Standard | Calibration From | Calibration Expiry | Certificate Number |
|---|---|---|---|---|
| Sound Level Meter & Microphone | BS EN 61672-1:2013 | 14 Aug 2024 | 13 Aug 2026 | UCRT24/2106 |
| Calibrator | IEC 60942:2017 | 24 Apr 2024 | 23 Apr 2026 | UCRT24/1630 |
| Speaker | SITMA PUS007-Directivity | 20 May 2024 | 19 May 2026 | Directivity - Peter Cable - Kit 2 - 20.05.2024 |
| | SITMA PUS007-Stability | 20 May 2024 | 19 May 2026 | Stabiltiy - Peter Cable - Kit 2 - 20.05.2024 |
| | SITMA PUS007-Directivity | 20 May 2024 | 20 May 2026 | Directivity - Peter Cable - Kit 2 -20.05.2024 |
| Tapper Machine | BS EN ISO 140-7:1998 Annex | 15 Aug 2024 | 14 Aug 2026 | UCRT24/2113 |
| | BS EN ISO 140-7:1998 Annex One-Off Checks | 15 Aug 2024 | No Expiry | UCRT24/2113 |

Copyright © SITMA 2025

# Detailed Test Results

Airborne Wall Tests – New Build by Peter Cable

| Certificate Number | Plot & Source Room | Source Room Volume | Plot & Receive Room | Receive Room Volume | Target $D_{nT,w}+C_{tr}$ | Result $D_{nT,w}+C_{tr}$ | Result |
|---|---|---|---|---|---|---|---|
| | | ($m^3$) | | ($m^3$) | (dB) | (dB) | |
| 210331 | **Flat 2 Kitchen / Living Room** | 68.2$m^3$ | **Flat 3 Bedroom 1** | 36.0$m^3$ | ≥ 45 dB | 47 dB | **Pass** |
| | **Construction:** Generic Masonry Block: Masonary Block | | | | | | |
| | **Deviations:** | | | | | | |

Copyright © SITMA 2025

Airborne floor Tests – New Build by Peter Cable

| Certificate Number | Plot & Source Room | Source Room Volume | Plot & Receive Room | Receive Room Volume | Target $D_{nT,w}+C_{tr}$ | Result $D_{nT,w}+C_{tr}$ | Result |
|---|---|---|---|---|---|---|---|
| | | ($m^3$) | | ($m^3$) | (dB) | (dB) | |
| 210334 | **Flat 3 Kitchen / Living Room** | 61.5$m^3$ | **Flat 5 Living Room** | 54.5$m^3$ | ≥ 45 dB | 50 dB | **Pass** |
| | **Construction:** Generic Concrete: Concrete | | | | | | |
| | **Deviations:** | | | | | | |

Copyright © SITMA 2025

Impact floor Tests – New Build by Peter Cable

| Certificate Number | Plot & Source Room | Source Room Volume | Plot & Receive Room | Receive Room Volume | Target $L'_{nT,w}$ | Result $L'_{nT,w}$ | Result |
|---|---|---|---|---|---|---|---|
| | | ($m^3$) | | ($m^3$) | (dB) | (dB) | |
| 210335 | **Flat 4 Kitchen / Living Room** | 60.3$m^3$ | **Flat 2 Kitchen / Living Room** | 68.2$m^3$ | ≤ 62 dB | 48 dB | **Pass** |
| | **Construction:** Generic Concrete: Concrete | | | | | | |
| | **Deviations:** | | | | | | |
| 210336 | **Flat 5 Living Room** | 54.5$m^3$ | **Flat 3 Kitchen / Living Room** | 61.5$m^3$ | ≤ 62 dB | 48 dB | **Pass** |
| | **Construction:** Generic Concrete: Concrete | | | | | | |
| | **Deviations:** | | | | | | |
| 210341 | **Flat 2 Kitchen / Living Room** | 68.2$m^3$ | **Unit Gr Fl Commercial Space** | 937.4$m^3$ | ≤ 62 dB | 41 dB | **Pass** |
| | **Construction:** Generic Concrete: Concrete | | | | | | |
| | **Deviations:** | | | | | | |

Copyright © SITMA 2025

# Appendix A – Individual Certificates

| Test Type | Source Room | Partition | Receiver Room |
|---|---|---|---|
| Airborne sound insulation | Flat 2 Kitchen / Living Room | WB0001** | Flat 3 Bedroom 1 |
| Airborne sound insulation | Flat 3 Kitchen / Living Room | FC0001** | Flat 5 Living Room |
| Impact sound insulation | Flat 4 Kitchen / Living Room | FC0001** | Flat 2 Kitchen / Living Room |
| Impact sound insulation | Flat 5 Living Room | FC0001** | Flat 3 Kitchen / Living Room |
| Impact sound insulation | Flat 2 Kitchen / Living Room | FC0001** | Unit Gr Fl Commercial Space |

Copyright © SITMA 2025

# Registered Sound Insulation Test Certificate

| | | | | | |
|---|---|---|---|---|---|
| **Test No:** | 210331 | **Test Job Ref:** | 67592 | **Test Org Name:** | New Home Assessments |
| **Customer:** | Hilsdon Holmes | | | **Test Type:** | Airborne (Wall) |
| **Address:** | Butterbee House, Launceston Road, Callington | **Job Address:** | 148-152 Montague St, , Worthing | **Test Date:** | 17/04/2025 |
| | | | | **Tester:** | Peter Cable |
| | | | | **Site type:** | New Build |
| **Postcode:** | Pl17 8DS | **Postcode:** | BN11 3HH | **Site Build:** | Dwelling-House/Flat |

| | **Source Room:** | **Partition:** | **Receiver Room:** |
|---|---|---|---|
| **Description:** | Flat 2 Kitchen / Living Room | WB0001** | Flat 3 Bedroom 1 |
| **Volume / Area** | 68.2m³ | 7.6m² | 36.0m³ |

| Frequency (Hz) | $D_{nT}$ | Correction |
|---|---|---|
| 50* | 17.1 | X |
| 63* | 24.7 | X |
| 80* | 25.6 | |
| 100 | 29.9 | |
| 125 | 39.8 | |
| 160 | 42.8 | |
| 200 | 40.8 | |
| 250 | 43.2 | |
| 315 | 44.8 | |
| 400 | 49.3 | |
| 500 | 51.8 | |
| 630 | 53.5 | |
| 800 | 58.1 | |
| 1K | 60.7 | |
| 1.25K | 62.1 | X |
| 1.6K | 59 | X |
| 2K | 51.7 | |
| 2.5K | 54 | |
| 3.15K | 59.2 | |
| 4K* | 62.4 | |
| 5K* | 62.2 | |

Evaluation based on field measurement using results obtained by an engineering method

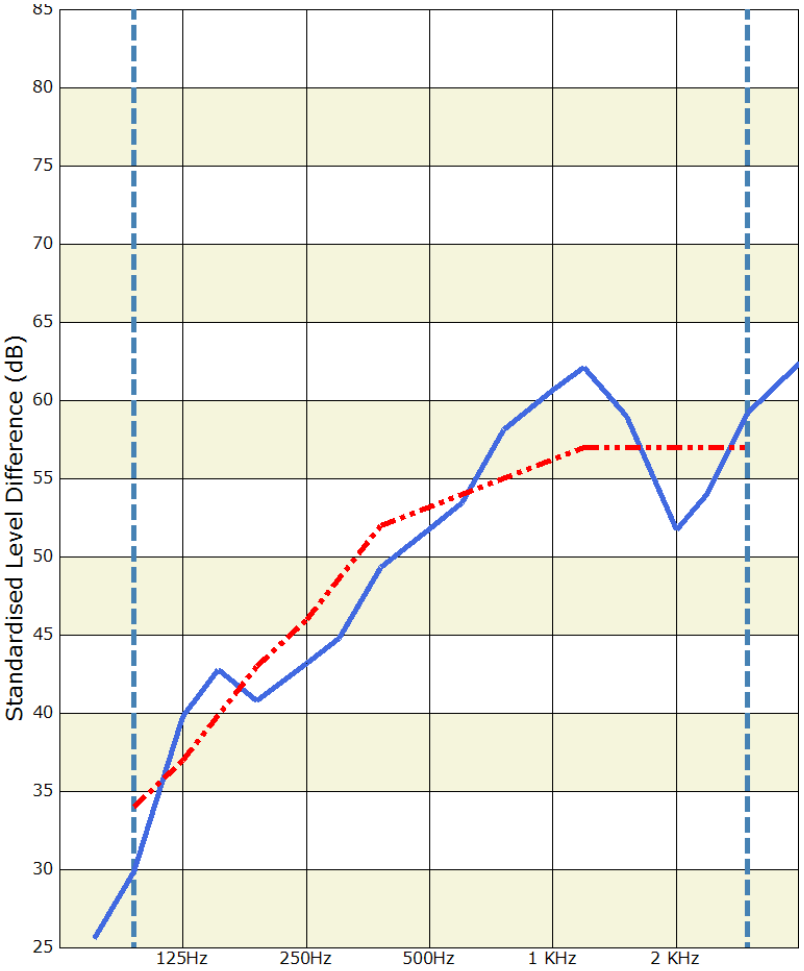


*Denotes Measurement outside the testers scope of certification & the scope of the SITMA Accreditation.

Above graph shows frequency range according to the curve of reference values within BS EN ISO 717-1

$D_{nT,w}$ (C; $C_{tr}$) [dB]: 53 (-1, -6) dB
$D_{nT,w}$+ $C_{tr}$ [dB]: 47 dB
Minimum Pass Level [dB]: 45 dB

PASS
Adverse Aggregated Deviations [dB]: 26.0

Partition Detail:Masonary Block

Test Exceptions (if any): None Declared by Tester

AIRBORNE SOUND INSULATION TEST: Approved Document E (2003) including 2004, 2010, 2013, and 2015 Amendments
BS EN ISO 140 - Part 4:1998: Acoustics - measurement of sound in buildings and of building elements
BS EN ISO 717 - Part 1:1997: Acoustics - rating of sound in buildings and of building elements

Copyright © SITMA 2025

# Registered Sound Insulation Test Certificate

| | | | | | |
|---|---|---|---|---|---|
| **Test No:** | 210334 | **Test Job Ref:** | 67592 | **Test Org Name:** | New Home Assessments |
| **Customer:** | Hilsdon Holmes | | | **Test Type:** | Airborne (Floor) |
| **Address:** | Butterbee House, Launceston Road, Callington | **Job Address:** | 148-152 Montague St, , Worthing | **Test Date:** | 17/04/2025 |
| | | | | **Tester:** | Peter Cable |
| | | | | **Site type:** | New Build |
| **Postcode:** | Pl17 8DS | **Postcode:** | BN11 3HH | **Site Build:** | Dwelling-House/Flat |

| | **Source Room:** | **Partition:** | **Receiver Room:** |
|---|---|---|---|
| **Description:** | Flat 3 Kitchen / Living Room | FC0001** | Flat 5 Living Room |
| **Volume / Area** | 61.5m³ | 23.2m² | 54.5m³ |

| Frequency (Hz) | $D_{nT}$ | Correction |
|---|---|---|
| 50* | 16 | X |
| 63* | 27.2 | X |
| 80* | 26.5 | X |
| 100 | 31.9 | X |
| 125 | 38.2 | X |
| 160 | 39.3 | X |
| 200 | 50.7 | X |
| 250 | 52.3 | X |
| 315 | 55 | X |
| 400 | 59.2 | |
| 500 | 60.9 | X |
| 630 | 61.6 | |
| 800 | 66.9 | |
| 1K | 71.2 | X |
| 1.25K | 66.7 | |
| 1.6K | 69.6 | |
| 2K | 73.8 | |
| 2.5K | 77.2 | X |
| 3.15K | 79 | X |
| 4K* | 84.2 | X |
| 5K* | 83.1 | X |

Evaluation based on field measurement using results obtained by an engineering method

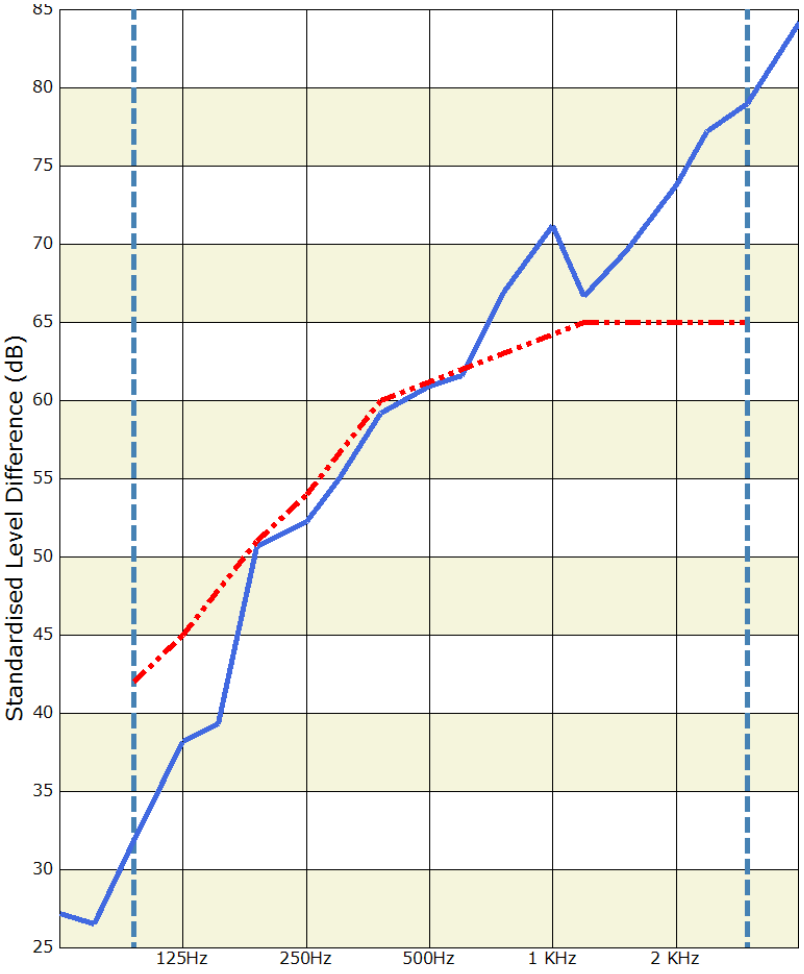


*Denotes Measurement outside the testers scope of certification & the scope of the SITMA Accreditation.

Above graph shows frequency range according to the curve of reference values within BS EN ISO 717-1

$D_{nT,w}$ (C; $C_{tr}$) [dB]: 61 (-4, -11) dB
$D_{nT,w}$+ $C_{tr}$ [dB]: 50 dB
Minimum Pass Level [dB]: 45 dB

PASS
Adverse Aggregated Deviations [dB]: 30.9

Partition Detail:Concrete

Test Exceptions (if any): None Declared by Tester

AIRBORNE SOUND INSULATION TEST: Approved Document E (2003) including 2004, 2010, 2013, and 2015 Amendments
BS EN ISO 140 - Part 4:1998: Acoustics - measurement of sound in buildings and of building elements
BS EN ISO 717 - Part 1:1997: Acoustics - rating of sound in buildings and of building elements

Copyright © SITMA 2025

# Registered Impact Test Certificate

| | | | | | |
|---|---|---|---|---|---|
| **Test No:** | 210335 | **Test Job Ref:** | 67592 | **Test Org Name:** | New Home Assessments |
| **Customer:** | Hilsdon Holmes | | | **Test Type:** | Impact (Floor) |
| **Address:** | Butterbee House, Launceston Road, Callington | **Job Address:** | 148-152 Montague St, , Worthing | **Test Date:** | 17/04/2025 |
| | | | | **Tester:** | Peter Cable |
| | | | | **Site type:** | New Build |
| **Postcode:** | Pl17 8DS | **Postcode:** | BN11 3HH | **Site Build:** | Dwelling-House/Flat |

| | **Source Room:** | **Partition:** | **Receiver Room:** |
|---|---|---|---|
| **Description:** | Flat 4 Kitchen / Living Room | FC0001** | Flat 2 Kitchen / Living Room |
| **Volume / Area** | 60.3m³ | 26.7m² | 68.2m³ |

| Frequency (Hz) | $L'_{nT}$ 1/3 Octave (dB) | Correction |
|---|---|---|
| 50* | 35.4 | X |
| 63* | 30.9 | X |
| 80* | 30.3 | X |
| 100 | 21.8 | X |
| 125 | 27.8 | X |
| 160 | 27.2 | X |
| 200 | 31.1 | X |
| 250 | 27.1 | X |
| 315 | 26.9 | X |
| 400 | 32.2 | |
| 500 | 34.6 | |
| 630 | 34.5 | |
| 800 | 42.1 | |
| 1K | 45.8 | |
| 1.25K | 48.2 | |
| 1.6K | 45.8 | |
| 2K | 43.9 | |
| 2.5K | 41.7 | |
| 3.15K | 31.3 | |
| 4K* | 30.1 | |
| 5K* | 23.5 | |

Evaluation based on field measurement using results obtained by an engineering method

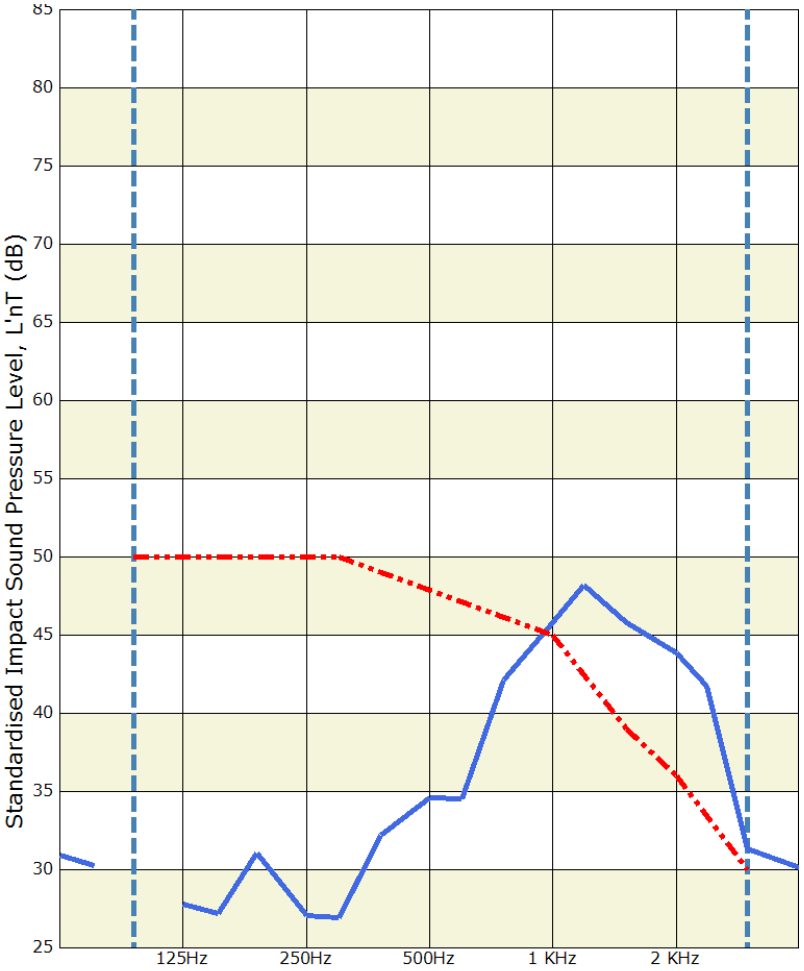


*Denotes Measurement outside the testers scope of certification & the scope of the SITMA Accreditation.

Above graph shows frequency range according to the curve of reference values within BS EN ISO 717-2

$L'_{nT,w}$ (CI) [dB]: 48 (-10) dB
Maximum Pass Level [dB]: 62 dB

PASS
Adverse Aggregated Deviations [dB]: 31.7

Partition Detail:Concrete

Test Exceptions (if any): None Declared by Tester

IMPACT SOUND INSULATION TEST: Approved Document E (2003) including 2004, 2010, 2013, and 2015 Amendments
BS EN ISO 140 - Part 7:1998: Acoustics - measurement of sound in buildings and of building elements
BS EN ISO 717 - Part 2:1997: Acoustics - rating of sound in buildings and of building elements

Copyright © SITMA 2025

# Registered Impact Test Certificate

| | | | | | |
|---|---|---|---|---|---|
| **Test No:** | 210336 | **Test Job Ref:** | 67592 | **Test Org Name:** | New Home Assessments |
| **Customer:** | Hilsdon Holmes | | | **Test Type:** | Impact (Floor) |
| **Address:** | Butterbee House, Launceston Road, Callington | **Job Address:** | 148-152 Montague St, , Worthing | **Test Date:** | 17/04/2025 |
| | | | | **Tester:** | Peter Cable |
| | | | | **Site type:** | New Build |
| **Postcode:** | Pl17 8DS | **Postcode:** | BN11 3HH | **Site Build:** | Dwelling-House/Flat |

| | **Source Room:** | **Partition:** | **Receiver Room:** |
|---|---|---|---|
| **Description:** | Flat 5 Living Room | FC0001** | Flat 3 Kitchen / Living Room |
| **Volume / Area** | 54.5m³ | 24.0m² | 61.5m³ |

| Frequency (Hz) | L'nT 1/3 Octave (dB) | Correction |
|---|---|---|
| 50* | 31.5 | X |
| 63* | 37.7 | |
| 80* | 35.5 | |
| 100 | 33.3 | |
| 125 | 34 | |
| 160 | 34.1 | |
| 200 | 27.7 | X |
| 250 | 23.6 | |
| 315 | 30.8 | |
| 400 | 33.9 | |
| 500 | 38.5 | |
| 630 | 42.9 | |
| 800 | 45.1 | |
| 1K | 50 | |
| 1.25K | 47 | |
| 1.6K | 46.6 | |
| 2K | 43.2 | |
| 2.5K | 36.6 | |
| 3.15K | 31.3 | |
| 4K* | 29.1 | |
| 5K* | 26.2 | |

Evaluation based on field measurement using results obtained by an engineering method

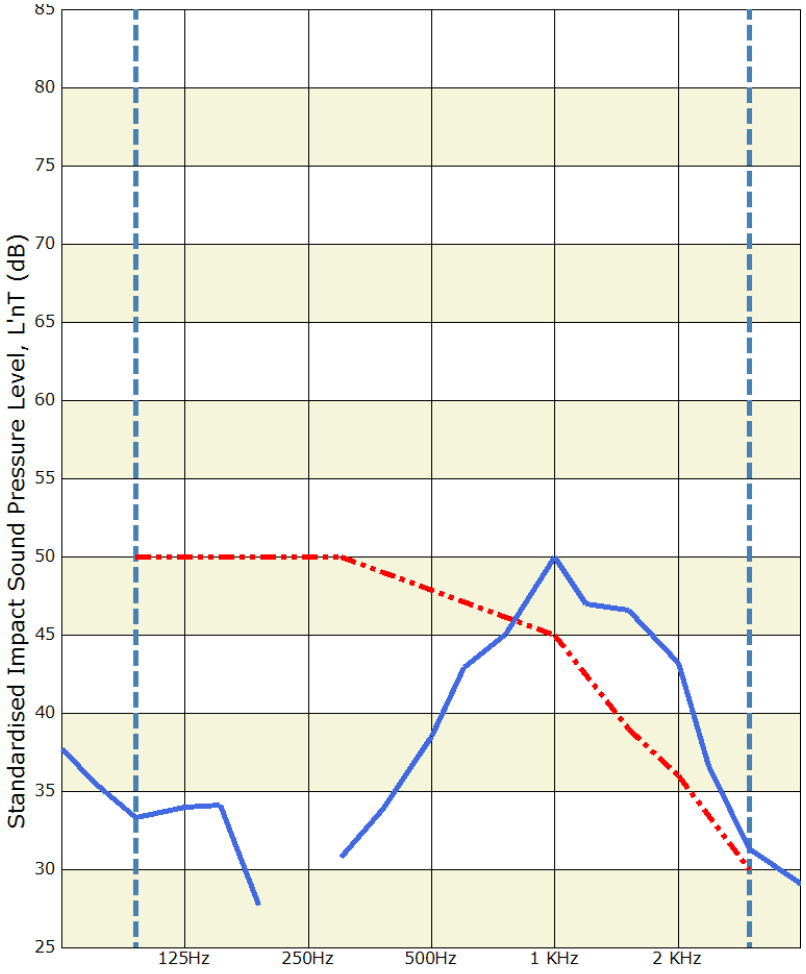


*Denotes Measurement outside the testers scope of certification & the scope of the SITMA Accreditation.

Above graph shows frequency range according to the curve of reference values within BS EN ISO 717-2

$L'_{nT,w}$ (CI) [dB]: 48 (-8) dB
Maximum Pass Level [dB]: 62 dB

PASS
Adverse Aggregated Deviations [dB]: 29.7

Partition Detail:Concrete

Test Exceptions (if any): None Declared by Tester

IMPACT SOUND INSULATION TEST: Approved Document E (2003) including 2004, 2010, 2013, and 2015 Amendments
BS EN ISO 140 - Part 7:1998: Acoustics - measurement of sound in buildings and of building elements
BS EN ISO 717 - Part 2:1997: Acoustics - rating of sound in buildings and of building elements

Copyright © SITMA 2025

# Registered Impact Test Certificate

| | | | | | |
|---|---|---|---|---|---|
| **Test No:** | 210341 | **Test Job Ref:** | 67592 | **Test Org Name:** | New Home Assessments |
| **Customer:** | Hilsdon Holmes | | | **Test Type:** | Impact (Floor) |
| **Address:** | Butterbee House, Launceston Road, Callington | **Job Address:** | 148-152 Montague St, , Worthing | **Test Date:** | 17/04/2025 |
| | | | | **Tester:** | Peter Cable |
| | | | | **Site type:** | New Build |
| **Postcode:** | Pl17 8DS | **Postcode:** | BN11 3HH | **Site Build:** | Dwelling-House/Flat |

| | **Source Room:** | **Partition:** | **Receiver Room:** |
|---|---|---|---|
| **Description:** | Flat 2 Kitchen / Living Room | FC0001** | Unit Gr Fl Commercial Space |
| **Volume / Area** | 68.2m³ | 25.8m² | 937.4m³ |

| Frequency (Hz) | $L'_{nT}$ 1/3 Octave (dB) | Correction |
|---|---|---|
| 50* | 40.7 | X |
| 63* | 38.1 | X |
| 80* | 35 | X |
| 100 | 33.3 | X |
| 125 | 31.9 | |
| 160 | 29.5 | X |
| 200 | 32.2 | |
| 250 | 29.1 | X |
| 315 | 31.6 | |
| 400 | 29.8 | |
| 500 | 32.5 | |
| 630 | 38.5 | |
| 800 | 36.1 | |
| 1K | 40.9 | |
| 1.25K | 41.1 | |
| 1.6K | 37.2 | |
| 2K | 35.6 | |
| 2.5K | 31.9 | |
| 3.15K | 22.9 | |
| 4K* | 21.3 | |
| 5K* | 20.2 | X |

Evaluation based on field measurement using results obtained by an engineering method

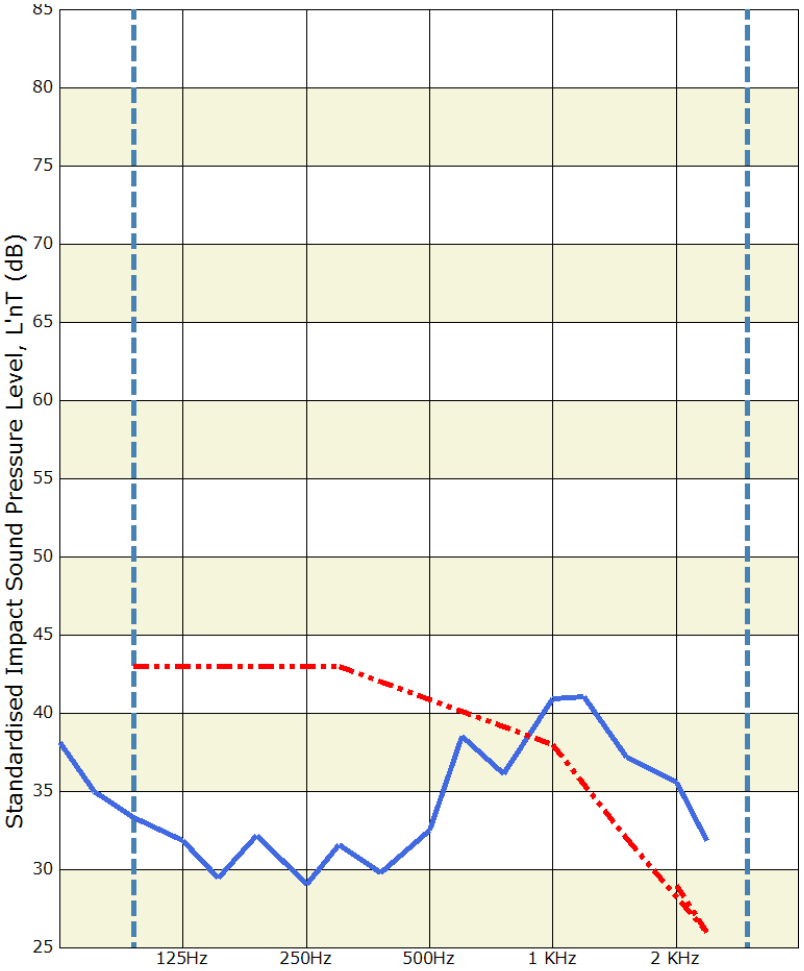


*Denotes Measurement outside the testers scope of certification & the scope of the SITMA Accreditation.

Above graph shows frequency range according to the curve of reference values within BS EN ISO 717-2

$L'_{nT,w}$ (CI) [dB]: 41 (-8) dB
Maximum Pass Level [dB]: 62 dB

PASS
Adverse Aggregated Deviations [dB]: 26.7

Partition Detail:Concrete

Test Exceptions (if any): None Declared by Tester

IMPACT SOUND INSULATION TEST: Approved Document E (2003) including 2004, 2010, 2013, and 2015 Amendments
BS EN ISO 140 - Part 7:1998: Acoustics - measurement of sound in buildings and of building elements
BS EN ISO 717 - Part 2:1997: Acoustics - rating of sound in buildings and of building elements

Copyright © SITMA 2025