Size range LPU 67 Thermo, LPU 42, LTE 42, ART 42, ART 42 Thermo

Standard and special sizes [1]

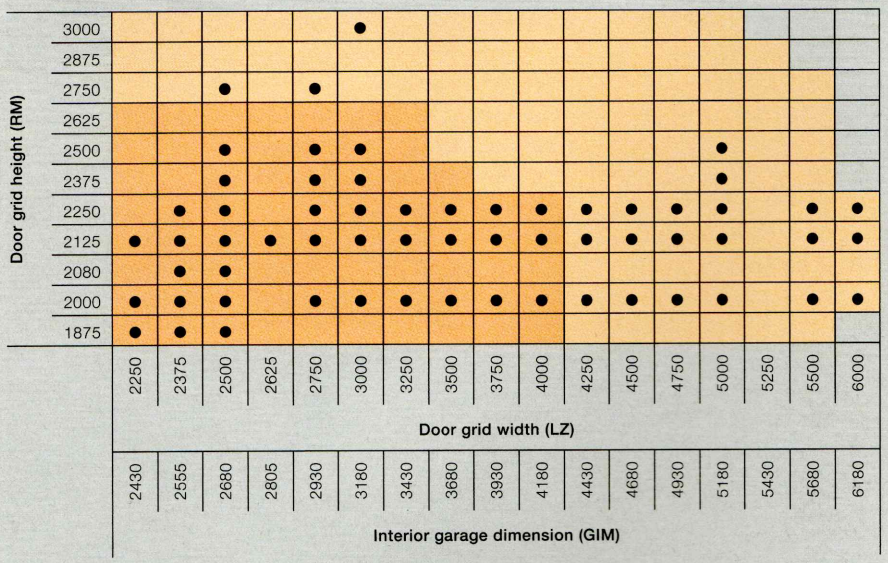

Modernisation sizes [2]

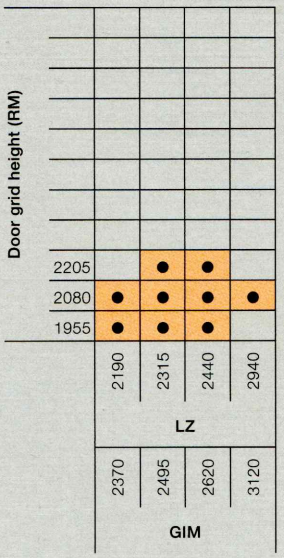

● = Available standard sizes depending on the door type and door style, intermediate sizes available as special sizes

[1] LPU 67 Thermo is only available in special sizes up to 5000 mm door width, SPU F42 Plus up to door sizes 7000 x 5000 mm, ART 42 / ART 42 Thermo up to 5500 x 2250 mm

[2] Not available for panel styles with Decograin surface finishes and solid timber doors

Ceiling heights and clear passage heights

Door grid height (RM)	Track application Z		Track application N		Track application L	
	Min. DE*	LDH**	Min. DE*	LDH	Min. DE*	LDH***
With operator						
3000			3210	3000	3115	2970
2875			3085	2875	2990	2845
2750			2960	2750	2865	2720
2625	2740	2595	2835	2625	2740	2595
2500	2615	2470	2710	2500	2615	2470
2375	2490	2345	2585	2375	2490	2345
2250	2365	2220	2460	2250	2365	2220
2125	2240	2095	2335	2125	2240	2095
2000	2115	1970	2210	2000	2115	1970
1875	1990	1845	2085	1875	1990	1845
With manual operation						
3000			3210	2950	3100	2900
2875			3085	2825	2975	2775
2750			2960	2700	2850	2650
2625	2725	2545	2835	2575	2725	2525
2500	2600	2420	2710	2450	2600	2400
2375	2475	2295	2585	2325	2475	2275
2250	2350	2170	2460	2200	2350	2150
2125	2225	2045	2335	2075	2225	2025
2000	2100	1920	2210	1950	2100	1900
1875	1975	1795	2085	1825	1975	1775

Door grid height (RM)	Track application Z	
	Min. DE**	LDH
With operator		
2205	2320	2175
2080	2195	2050
1955	2070	1925
With manual operation		
2205	2305	2125
2080	2180	2000
1955	2055	1875

* With ThermoFrame and operator: see fitting data

** LPU 67 Thermo: LDH – 55 mm

*** LPU 42: LZ > 3010 mm = LDH – 80 mm
LPU 67 Thermo: LZ < 3000 mm = LDH – 55 mm, LZ > 3010 mm = LDH – 105 mm

Track applications



Track application Z: Tension spring track application with tension spring assembly

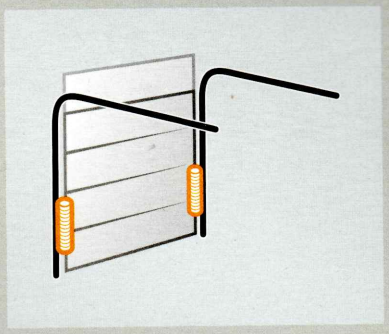

Track application BZ: Tension spring track application with tension spring assembly and flush-fitting panels

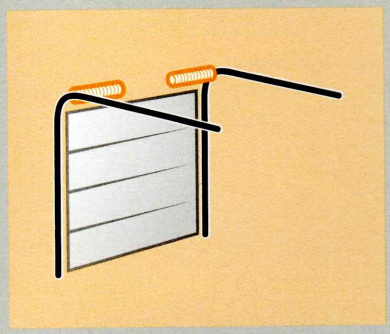

Track application N: Normal track application with torsion spring assembly



Track application BL: Low-headroom tracks with torsion spring assembly and flush-fitting panels

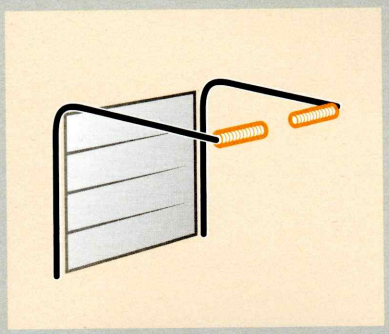

Track application L: Low-headroom tracks with torsion spring assembly



Track application SN: Normal track application with torsion spring assembly with chamfered bottom section (max. 300 mm height difference)

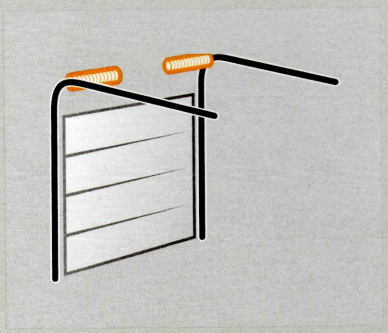

Track application H: High-lift track application with torsion spring assembly



Track application SL: Low lintel application with torsion spring assembly with chamfered bottom section (max. 300 mm height difference)

Explanations

If you are interested in this track version for high-lift doors, contact your Hörmann specialist dealer.

LZ	Clear frame dimension
RM	Grid height
DE	Ceiling height **Note: The operator should be fitted 40 mm higher for dark coloured doors which are exposed to the sun.**
LDH	Clear passage height
GIM	Inside garage dimension
ET	Distance back

Track applications

Track application Z
(not for LTH 42 and LPU 42 with wicket door)
Max. width 4000 mm (max. 3000 mm for LPU 42 Silkgrain, LPU 67 Thermo, ART 42, ART 42 Thermo)
Max. height. 2625 mm (max. 2500 mm for LPU 42 Silkgrain, LPU 67 Thermo, ART 42, ART 42 Thermo)

Track application N
Max. width 6000 mm
Max. height 3000 mm

Track application L
Max. width 6000 mm
Max. height 3000 mm

Track application H (not for LPU 67 Thermo)
Max. width 5500 mm
Max. height 3000 mm

Track application BZ (not for LPU 67 Thermo)
Max. width 3000 mm
Max. height 3189 mm

Track application BL (not for LPU 67 Thermo)
Max. width 4000 mm
Max. height 3520 mm

Track application SN (only LPU 42)
Max. width 6000 mm
Max. height 3000 mm

Track application SL (only LPU 42)
Max. width 6000 mm
Max. height 3000 mm

For more detailed information, please see the fitting data or contact your Hörmann partner.