

front [north]

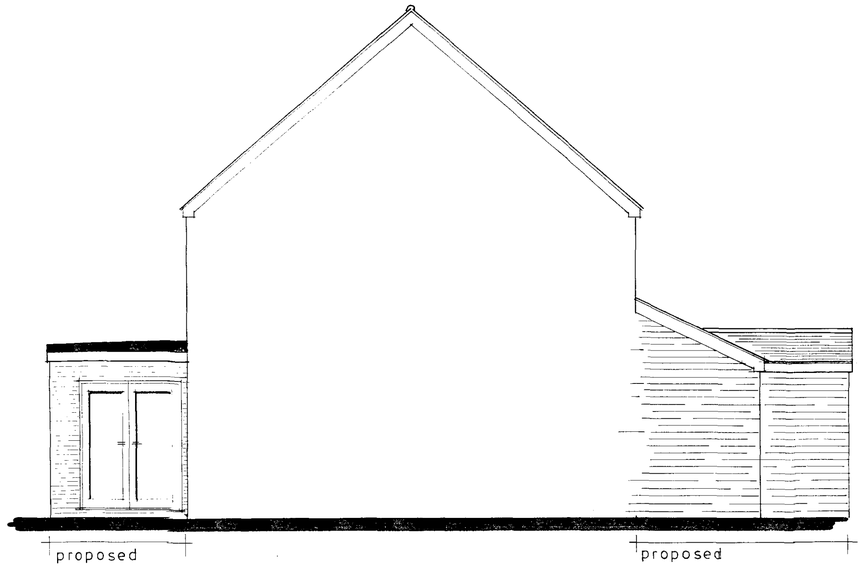

side [east]

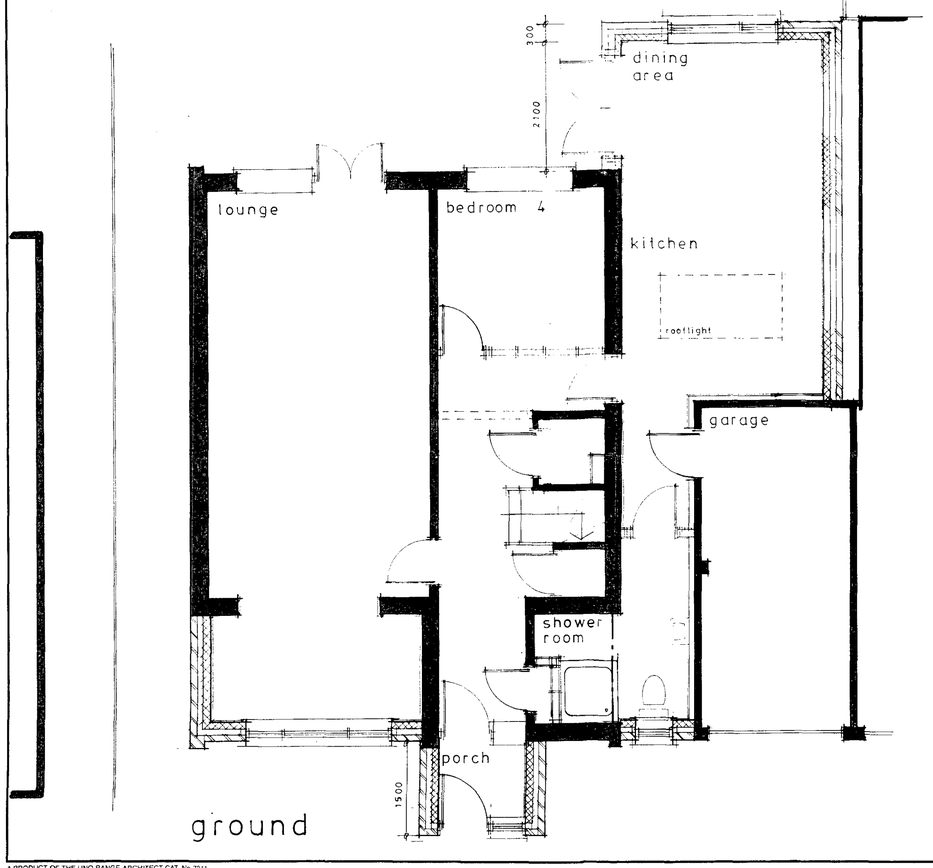

ground

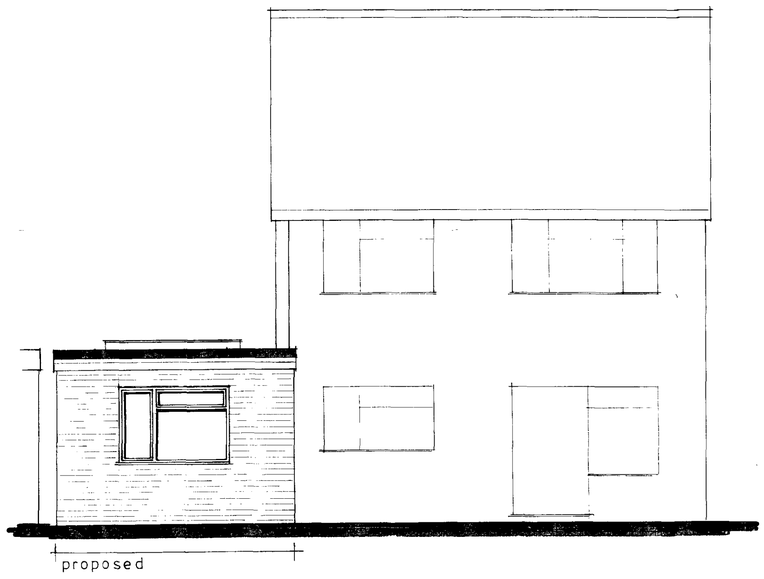

rear [south]

NOTES:

All dimensions must be checked on site. Only written dimensions shall be taken. Scaled dimensions shall only be used for planning application purposes.

The Contractor shall take all necessary site dimensions prior to manufacturing components detailed on this drawing.

All materials and workmanship shall comply with current Building Regulations, relevant British Standards and manufacturers recommendations.

This drawing must be read in conjunction with other associated drawings, the outline specification and the structural engineer's calculations (where appropriate).

Schedule of exterior finishes

- **Walls**

  Face brickwork to match the existing as closely as possible.

- **Pitched roof**

  Grey concrete interlocking slates to match the existing as closely as possible.

- **Flat roof**

  Built-up felt roofing.

- **Windows, doors and rooflights**

  All windows and doors shall be white PVCu frames. Fenestrations to be similar to existing window designs.

  Rooflight – Clear glazed sealed unit.

- **Fascia, soffit and rainwater goods**

  Fascias and soffits shall be white PVCu boarding

  Rainwater goods shall be black PVCu

A		
	Date	Revisions

© copyright

Client

Mr R Cannon

Job Title

10 Welland Close
Worthing
BN13 3NR

Front and side extensions

Drawing Title

Proposed floor plan and elevations

Scale 1:50

Date Dec 2010

Drawn by

Drg No. 10/15-01

Rev.

A PRODUCT OF THE UNO RANGE ARCHITECT CAT. No 7511

594 x 841mm A1