Scale 1:1250 — 0 | 20 | 40 | 60 | 80 | 100 Metres



Location Plan
Scale 1:1250

N

Scale 1:200 — 0 | 5 | 10 | 15 | 20 | 25 | 30 Metres

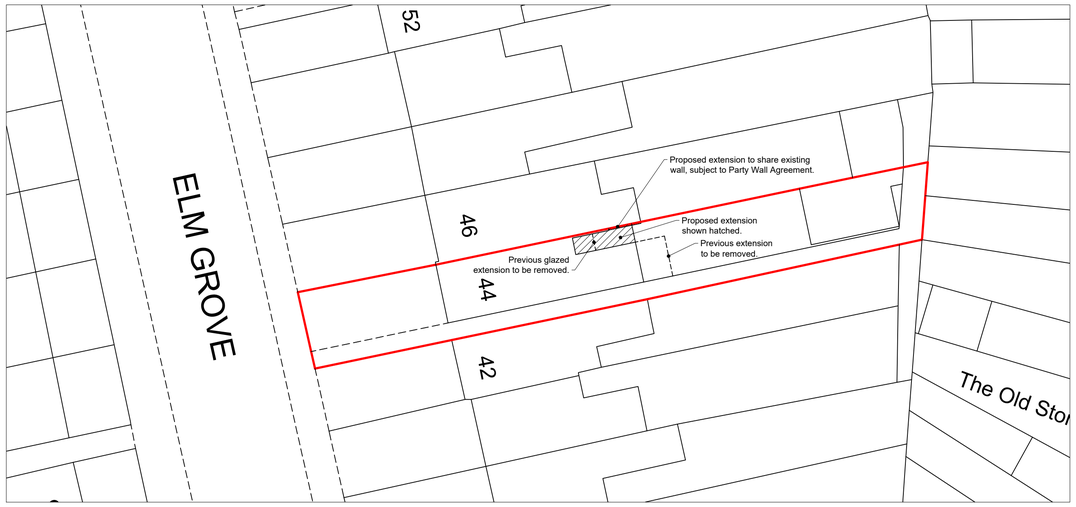

Block Plan
Scale 1:200

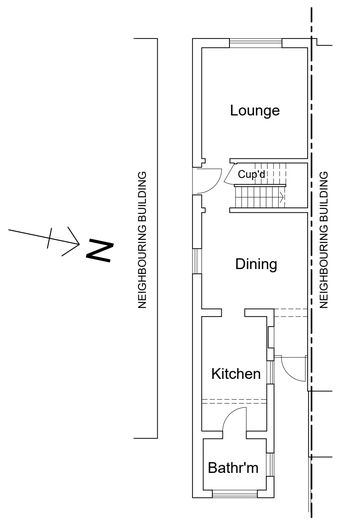

Existing Ground Floor Plan
Scale 1:100

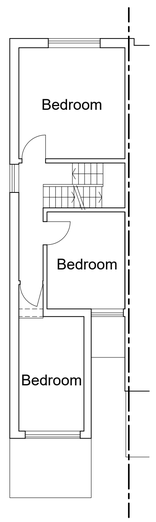

Existing First Floor Plan
Scale 1:100

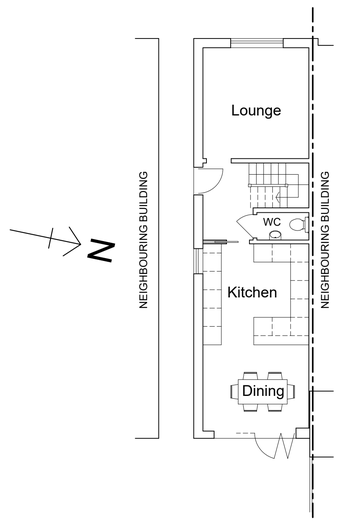

Proposed Ground Floor Plan
Scale 1:100

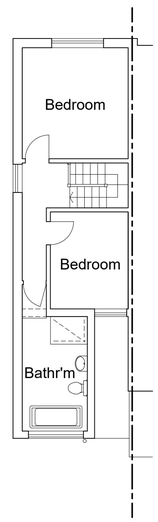

Proposed First Floor Plan
Scale 1:100

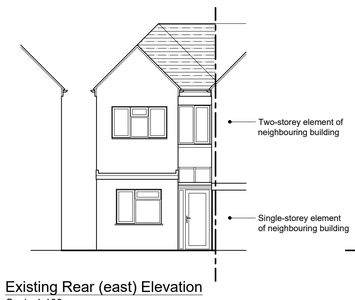

Existing Rear (east) Elevation
Scale 1:100

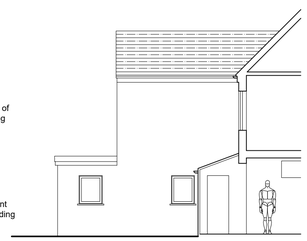

Existing Side (north) Elevation / Section
Scale 1:100

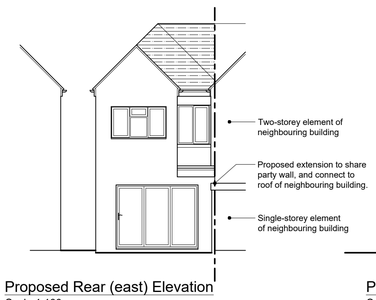

Proposed Rear (east) Elevation
Scale 1:100

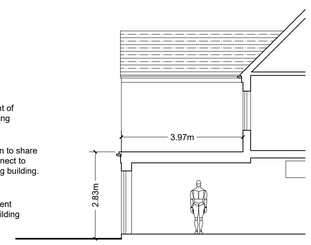

Proposed Side (north) Elevation / Section
Scale 1:100



Rev:	Description:	Date:
B	Option 4 selected.	17.02.25
A	Previous extension removed, internal WC formed, options included.	14.02.25

HORIZON DESIGN
ARCHITECTURAL TECHNOLOGY

Horizon Design Limited
4 High View
Worthing BN13 3DQ
01903 205868
info@horizon-design.co.uk
www.horizon-design.co.uk

Client:
Mr Troullos

Project:
Extension & Alterations to:
44 Elm Grove
Worthing
West Sussex
BN11 5LH

Drawing title:
Existing & Proposed Floor Plans, Elevations, Location & Block Plans.

Scale:
1:100 / 1:1250 / 1:200 @ A1

Date: 12.02.25

Drawn: KWF

Drawing number: 3203-01

Revision: B