ADUR DISTRICT COUNCIL

# Adur District Council

## Town and Country Planning Act 1990

Office use
App A/0104/07
Date Rc.
Fee £135 19 MAR 2007

## Householder's planning application form

**Use this form to apply for planning permission to extend or alter your house or flat, to build a garage or other structure on your property or to create access for a vehicle onto a classified road (please read note 9).**

**Please read the notes before you fill in this form.**

**1 Please give the address of the property to be altered or extended.**

122 GREENACRES, SHOREHAM
BN 43 5XL

**2 Type of property (please tick)**

| | | | | | |
|---|---|---|---|---|---|
| Detached House | ☐ | Terraced House | ☐ | Other (please give details) | ☐ |
| Semi-detached House | ☑ | Flat | ☐ | | |

**3 Please describe the development you are applying for.**

PROPOSED SHOWER ROOM AT 2ND FLOOR LEVEL, EXTENSION OF EXISTING REAR DORMER

**4 Applicant (in block capitals)**

| | |
|---|---|
| Full name : | MR/MRS MATTHEWS |
| Address (including postcode): | |
| | 122 GREENACRES |
| | SHOREHAM |
| | BN 43 5XL |
| Phone Number: | |
| Home: | [redacted] |
| Work: | |
| Extension: | |
| Fax Number: | |

**Agent (if any)**

| | |
|---|---|
| Full name : | J. MUIR MIAT, MCIOB |
| Address (including postcode): | |
| | 94 GREENACRES |
| | SHOREHAM |
| | BN 43 5XL |
| Phone Number: | |
| Home: | |
| Work: | 01273 461786 |
| Extension: | |
| Fax Number: | 01273 461786 |

5 Please enclose four copies of this form and four sets of plans.
Please number

| | Plan number | Scale |
|---|---|---|
| Location plan | 07/08/01 | 1: 1250 |
| Block plan | 07/08/01 | 1: 500 |
| Floor plan | 07/08/01 | 1:50 |
| Elevations | 07/08/01 | 1:50 |
| Other | 07/08/01 | 1: 50 |

6 Will the development involve cutting down any trees? Yes ☐ No ☑
If "Yes", please show these clearly on the block plan.

7 Will the development (including any new or altered access affect a public footpath or any other public right of way? Yes ☐ No ☑

8 Does this application require a fee? (See note 3) Yes ☑ No ☐

If "No", please tick the option that applies (See note 3) A ☐ B ☐ C ☐

If "Yes", please state the fee enclosed (See note 4) £ 135 00

| | |
|---|---|
| *Signature:* | Date: 15/03/07 |
| Please print your name: | J. Muitt |

## Certificate under Article 7 of the Town and Country Planning (General Development Procedure) Order 1995

If anyone else owns the land or part of it, you must fill in Certificate B, which you can get from the Planning Section. You must also tell the owner of the land about this application by serving a notice on them. If you own all of the land, you must fill in Certificate A below.

### Certificate A

I confirm that:

- Nobody except the applicant was an owner of any part of the land involved at the beginning of the period of 21 days before the date of this application; and
- none of the land this application relates to is an agricultural holding or part of an agricultural holding.

| | |
|---|---|
| Signature: | Date: 15/03/07. |
| Please print your name: | J. Muitt |




rear elevation

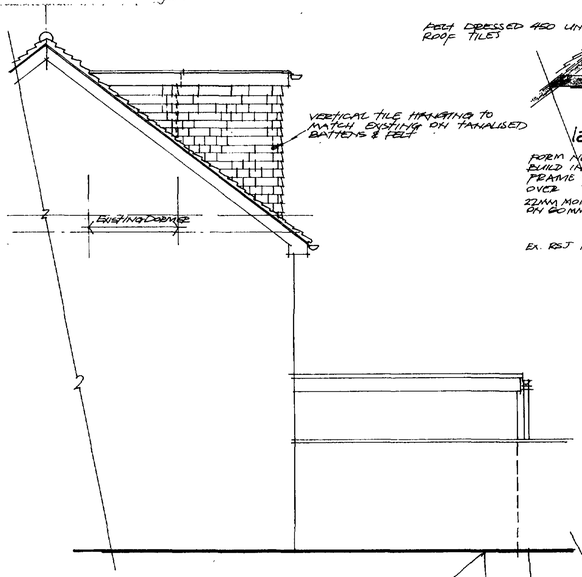


side elevation

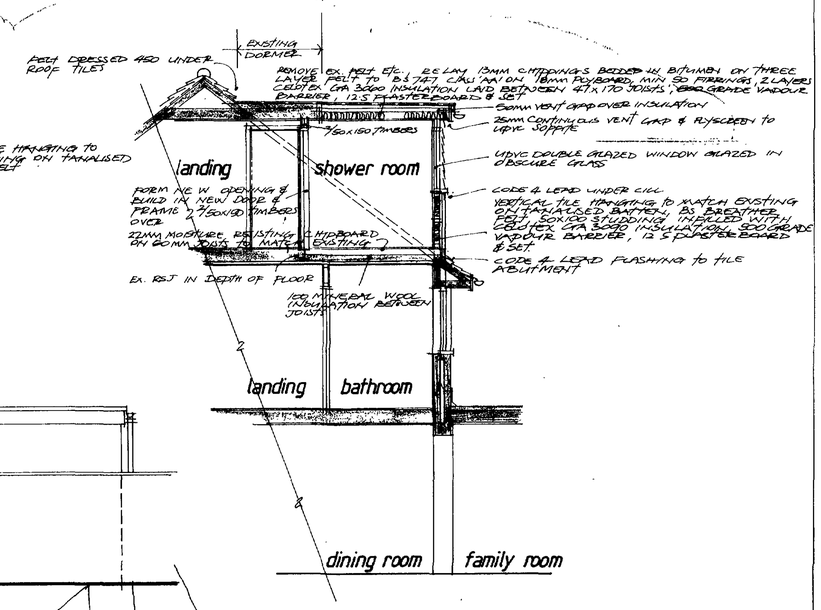


section aa

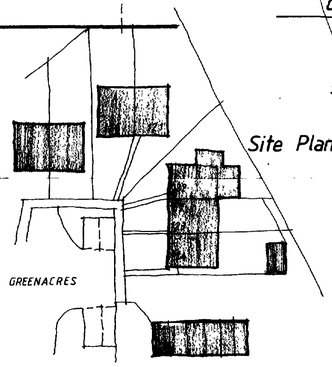


Site Plan : 1.500

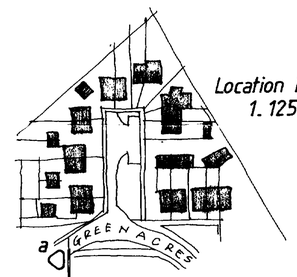


Location Plan
1.1250

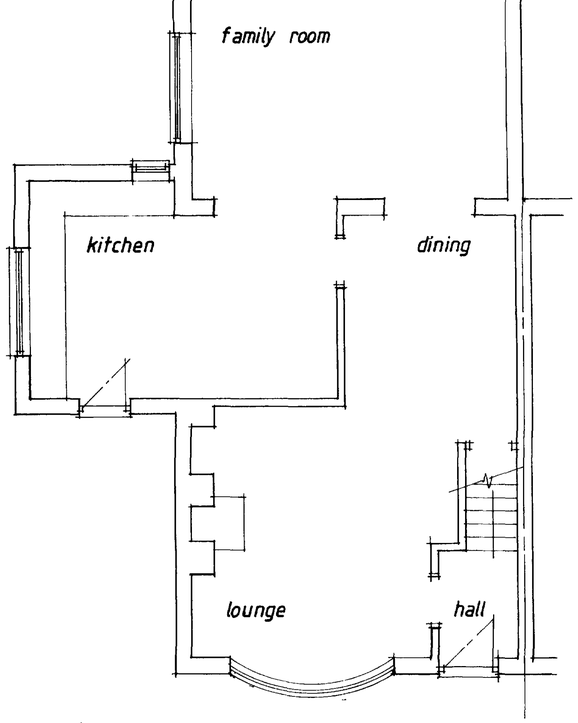


ground floor plan

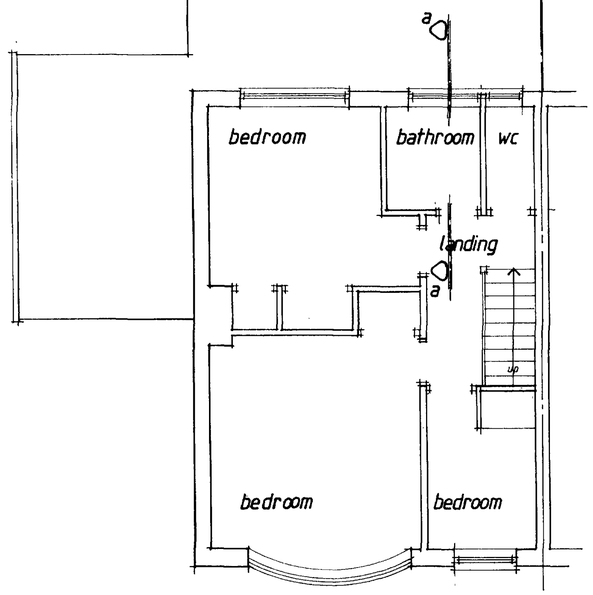


first floor plan

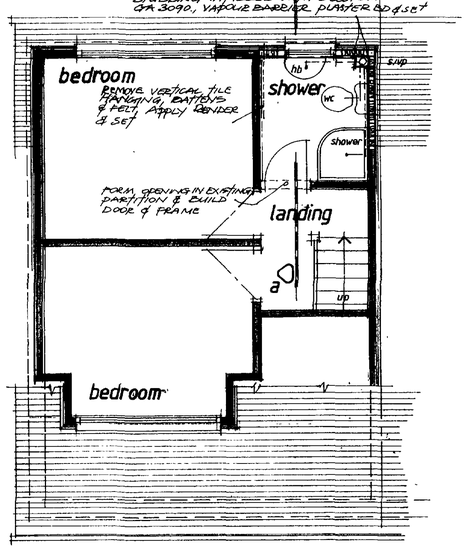


second floor plan

## SPECIFICATION NOTES

**GENERAL** All building work and materials used in the construction are to comply with current Building Regulations, Codes of Practice, British Standards and Agrement Certificates.

All details and dimensions shown on this drawing are to be checked on site by the contractor and any discrepancies reported to this office prior to commencement of work.

The Contractor is to ensure that Town Planning and Building Regulation Approval Notices have been received and to be aware of any conditions imposed prior to commencement of construction.

**EX-STRUCTURE** Existing foundations, beams or lintols to be exposed as requested by Building Inspector

**WALLS** Vertical tile hanging in bling to match existing on tanalised battens, breather felt,12 mm exterior grade plywood secured at 150 cts to 50x100 s.w. studding infilled with celotex GA 3090 insulation, 500 grade polythene vapour barrier, 12.5 plaster board and set.

**FLOOR** Lay 22mm moisture resisting chipboard on 50mm joist, depth to match existing, joists to be laid between existing ceiling joists, 30mm gap to remain between the existing ceiling and the underside of the new joists, 100mm mineral fibre insulation to be laid within the floor depth.

**ROOF** 13mm chippings bedded in bitumen on three layer built up roofing felt to BS 747,on 18mm exterior grade plyboard, secured at 150 cts with non ferrous screws into minimum 50mm timings, 50x170 roof joists at 400cts,two layers of celotex GA 3060 insulation laid between joists with 50mm air gap over, 500 grade polythene and 12.5 plaster board and set.

**WINDOW** To be UPVC double glazed in obscure glass, 1.80 w/m²k secured into position with stainless steel fixings, external perimeter to be sealed with mastic, 4000mm² trickle vents **All glazing to comply with BS 6206.**

**ANCHOR TIES** 5 X 30 m/s galvanised anchor ties secured to wall plates and ceiling joists at 1200 cts. Ties secured to 3 no joists/rafters with non-ferrous screws. Noggings to be located between ceiling/joists on line of ties.

**TIMBER** All structural timber is to be a minimum SC3 (C16) grade and where built into brickwork the timber is to be treated with wood preservative for a length of 600mm's. Softwood used externally is to be impregnated against decay. All site cut ends etc are to be liberally treated with tinted preservative.

**JOINERY** All new skirtings, architraves and mouldings are to match existing or as agreed with client.

**STEEL BEAMS/LINTOLS** Steel beams to be designed by Structural Engineer - calculations to be submitted to LA for approval. Lintols to be manufactured by Messrs Catnic Lintols Ltd. Bearings minimum 150mm for spans not exceeding 1800mm, 225 bearing over 1800mm's. Steel beams to be encased in two sheets 12.5 plasterboard and set on 50 x 50 framing, board joints to be staggered.

**MECHANICAL VENTILATION** Mechanical ventilation to be provided to:

i) Shower room 15 litre/second
*Air to discharge to external air*

**PLUMBING** 38 mm ø waste to shower, 32 ø waste to basin. Deep seal traps to sanitary appliances discharging into s/vp, **All Plumbing to comply with BS 5572.**

**HEATING** Existing heating system is to be extended and adapted to provide additional radiator to and shower room,and is to be fitted with thermostatic valve, system to be designed by Heating Engineer.

**RAINWATER** New gutter to discharge into existing rwp.

**ELECTRICITY** Existing electrics to be overhauled and extended as necessary to provide additional light and power outlets. All electrical work needed is to meet the Requirement of Part P (Building Regulations) must be designed, installed, inspected and tested by a person competent to do so. Prior to completion the Council should be satisfied that Part P has been complied with. This may require an appropriate BS7671, Electrical Installation Certificate to be issued for the work by a person competent to do so.

Smoke Detectors To be located as necessary and connected to seperate fused circuit in compliance with IEE regulations.

**DECORATIONS** All new woodwork is to be knotted and primed on all faces prior to delivery to site. Stopped and painted two undercoats and one gloss coat. All ceilings and walls are to be prepared to receive one mist coat and two full coats of emulsion. All paintwork is to be rubbed down between coats. Contractor is to make good all work disturbed by the construction work.

Received
19 MAR 2007

# 122 Greenacres, Shoreham, West Sussex.

*proposed extension to existing dormer to rear elevation for MR / MRS MATTHEWS*

| Scale 1 : 50 | Date: MARCH 2007 | Drawn By J.M. |
|---|---|---|

John Muitt mias mciob
ARCHITECTURAL CONSULTANT & SURVEYOR
71 Greenacres, Shoreham-By-Sea, West Sussex BN43 5AL
Tel: 01273 461786

JOB NO. 01
PROJECT NO. 07/08