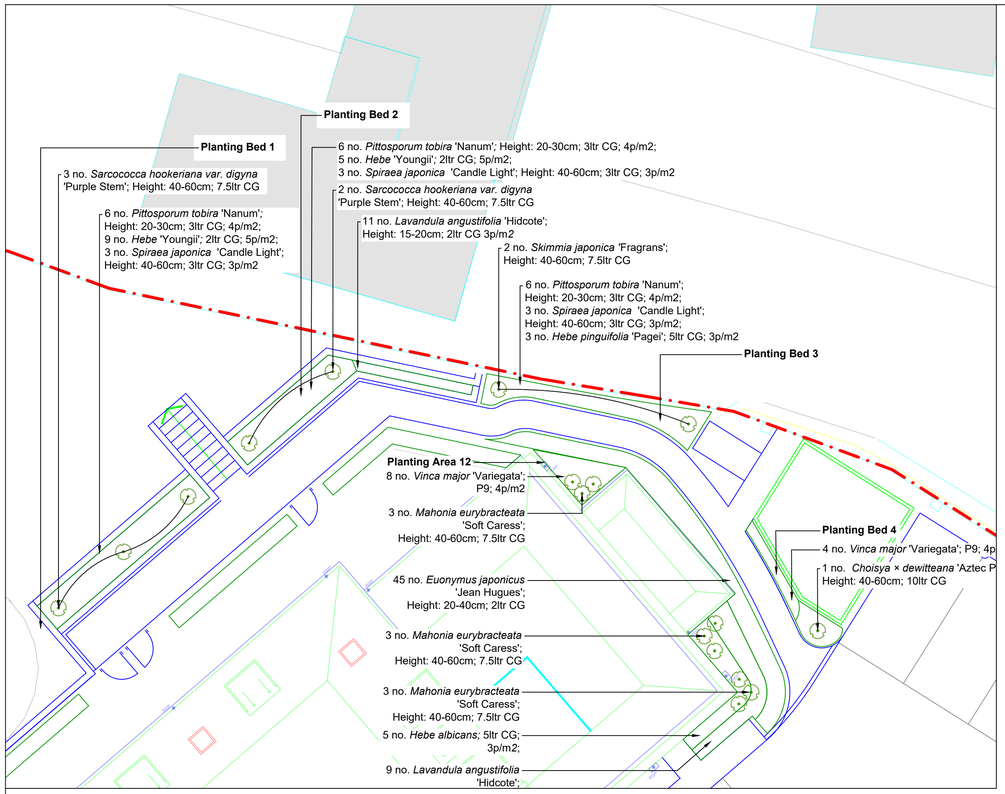

Planting Beds 1-4 / 12

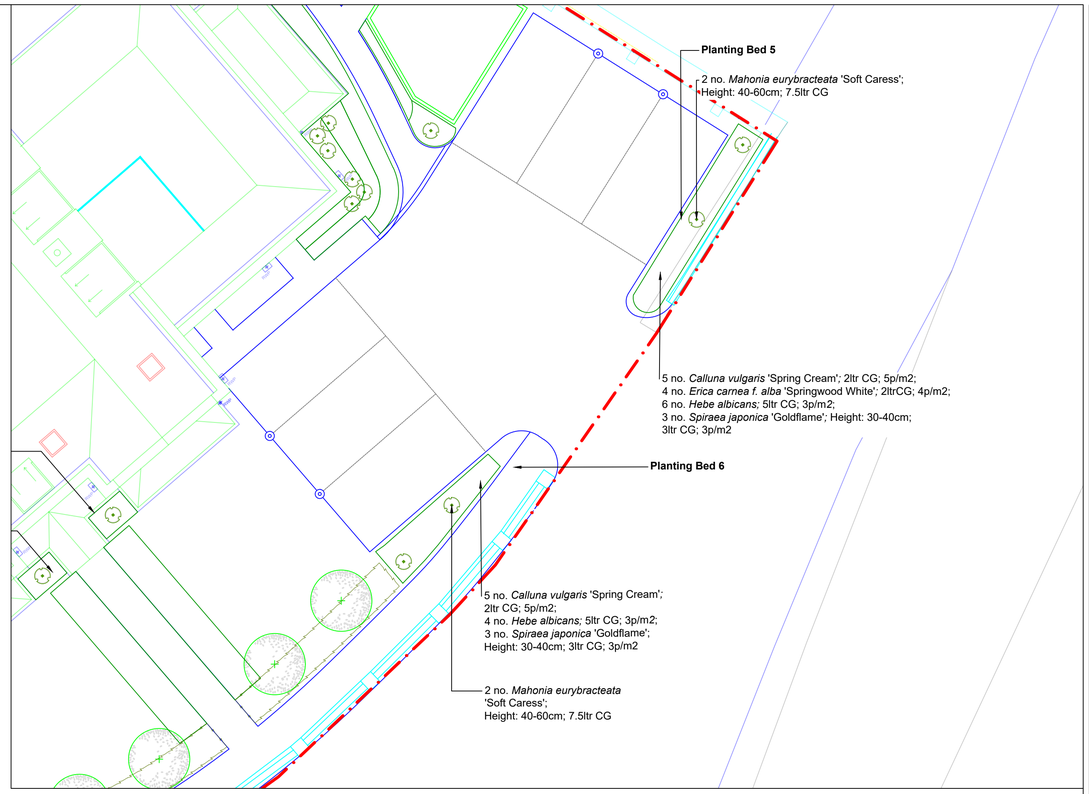

Planting Beds 5-6

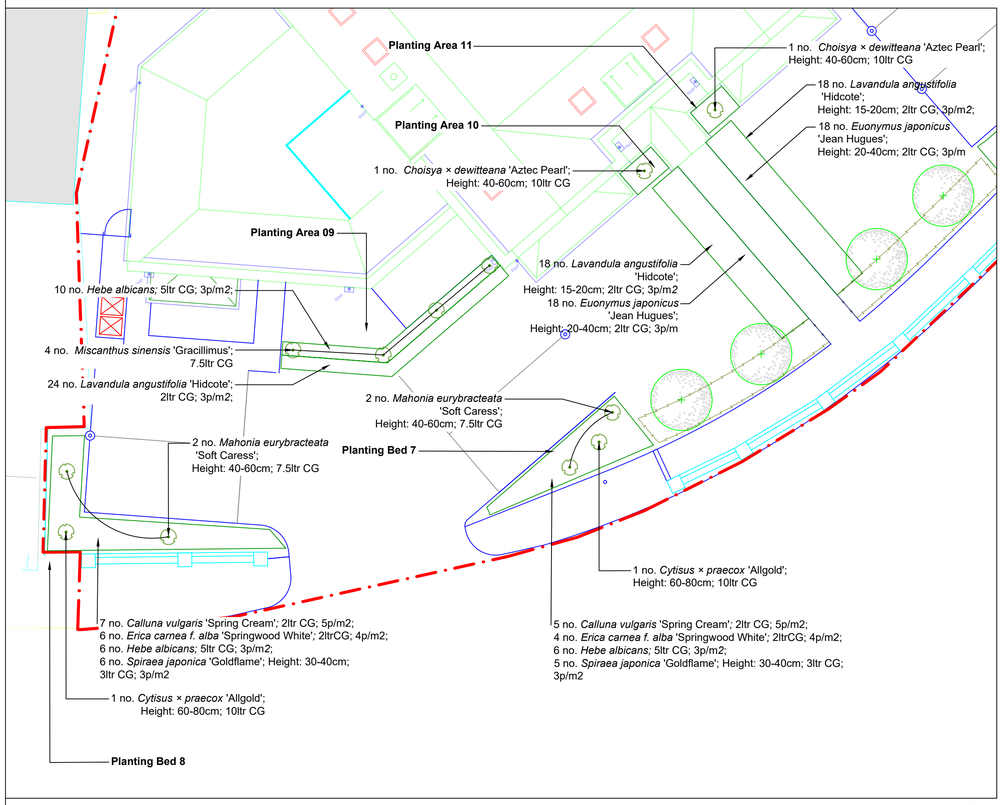

Planting Beds 7-11

N

0 1 2.5 5 m

Scale 1:100

NOTES

Tree Staking

Tree Staking - Standard (Standard) Trees

Tree staking is to be Single-Staked for Standard (Standard) Nursery Stock Trees. The single stakes shall be positioned close to the tree on the windward side and driven vertically 300 mm into the bottom of the tree pit prior to planting. The stake shall extend above ground level to a maximum 400mm. The top of the stake shall be no more than 40 mm away from the stem of the planted tree. One adjustable tie (plus spacer) shall be used to tie the tree to the stake, within 50 mm of the top of the stake, and secured in place with a 25 mm long galvanised clout nail.

Removal of Tree Stakes

The tree stakes should be removed following successful establishment whereby the roots have extended within the surrounding soils and the tree is self-supporting. Failure to remove the tree stakes may lead to stem abrasion and potential failure.

Tree Planting

Specimen Tree Planting in Proposed Soft Landscape Areas

Planting pits should be excavated to the same depth as the trees root system with the root flare / root collar to be level with the surface of the surrounding soil. The planting pit shall have a slightly raised centre and be broken up to a depth of 150 mm. The width of the tree pit should be excavated to be 150 - 300 mm larger than the root ball or container. If the tree pit sides are compacted, smooth or smeared they should be scarified to loosen the soil. During excavation the soil should be separated into topsoil and subsoil in order that during backfilling the soil can be replaced in the same order. The trees root system should be lightly wetted prior to planting. The tree should be planted at the correct depth ensuring the root flare is just visible above the soil level and that there has been allowance for any settling of soil levels. Backfilling should be added gradually in layers of 150mm ensuring the tree is held upright. Each layer should be firmed down to remove air pockets within the soil and to aid tree stability but not to excessively compact the soil. The final layer of backfilling should not be consolidated, but should be of a sufficient depth to allow for settlement and mulching. Refer to 'BS 8545: 2014 - Trees: from nursery to independence in the landscape - Recommendations' for details on tree planting.

Root Barrier to be installed where trees are situated within 3m of structures and hard landscape with GreenBlue Urban ReRoot 600 Flat Barrier (or equal and approved)

Feature and Ground Cover Shrub Planting Areas

Plants to be planted together in groups of 3-7 individuals of the same species, unless specified otherwise.

Soil Specification

1. *All Imported Topsoil: to be Multi-Purpose Topsoil to BS 3882: 2015. Topsoil to be tested and certified by a Soil Scientist;*
2. *Areas of existing topsoil utilised in-situ; tested and certified by a Soil Scientist for suitability for proposed planting.*
3. *Existing stripped topsoil (stored and re used): to be screened / cultivated to accord with BS 3882: 2015; tested and certified by a Soil Scientist.*

Proposed Tree Planting

All proposed tree planting areas to be minimum 600 mm depth subsoil overlain with a minimum of 300 mm depth of topsoil tested and certified to achieve *BS 3882: 2015*. Topsoil to be tested and certified by a Soil Scientist.

Proposed Ornamental Planting

All proposed Ornamental Planting planting areas to be minimum 300 mm depth subsoil overlain with a minimum of 300 mm depth of topsoil tested and certified to achieve *BS 3882: 2015*. Topsoil to be tested and certified by a Soil Scientist.

Proposed Native Wildflower Grassland

Wildflower areas are not to be subject to any soil additives, ameliorants or conditioners.
Proposed wildflower grass seeded areas to be minimum 300 mm depth subsoil overlain with a minimum of 150 mm depth of Low Fertility Specific-Purpose Topsoil to BS 3882:2015 (*certified by a Soil Scientist*).

Proposed Amenity Lawn

Proposed grass areas to be minimum 300 mm depth subsoil overlain with a minimum of 150 mm depth of topsoil.

Detailed Planting Plan
The Marquis of Granby, Sompting, Worthing, West Sussex

Legend

Site Boundary

Proposed - Native Trees Standard (Standard)
8-10cm Girth; 2.5 - 3m Height;
Standard (Standard) Nursery Stock;
Root Barrier to be installed where trees are situated within 3m of structures and hard landscape with GreenBlue Urban ReRoot 600 Flat Barrier (or equal and approved)

Proposed - Specimen Shrubs

Proposed - Planting Areas
Proposed planting areas comprising feature and ground cover shrubs

Proposed - Prepared Planting Area
Proposed prepared planting area comprising 300 mm depth subsoil overlain with a minimum of 300 mm depth of topsoil

Notes:

1. All alternatives to proposed materials to be fit for purpose, of equal quality and subject to Landscape Architect's approval.
2. For detailed soft landscape scheme proposals refer to *LLD2680-LAN-DWG-200 - Soft Landscape General Arrangement Drawing, LLD2680-LAN-SCH-001 - Detailed Planting Schedule and Specification* and *LLD2680-LAN-SPE-001 - Soft Landscape Specification*.

PLANNING ISSUE

Rev	Description	Date	Initials
01	Planning Issue	15.06.22	KM
00	Planning Issue	31.05.22	SM

LIZARD
Landscape Design and Ecology
The Old Bank, 34 South Street, Tarring, Worthing, West Sussex, BN14 7LH
T. 01903 216033 E. lizardlandscape@btconnect.com W. lizardlandscapeecology.com

Client
Bridge Road Developments Ltd
Project Title and Location
The Marquis of Granby
Sompting, Worthing, West Sussex
Drawing Title
Detailed Planting Plan

Scale	*Drawn*	*Approved*	*Date*
A1@1:100	SM	KM	31.05.22

Drawing No **LLD2680-LAN-DWG-201** *Revision* 01