

Permanent Netball Court
Outside of Fire Access Route

Scale 1:10

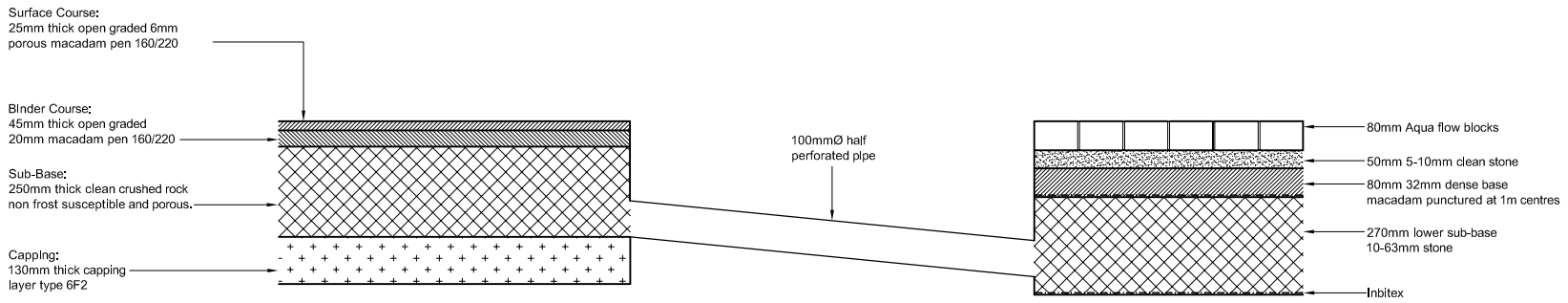

Permanent Netball Court Within
Fire Access Route

Scale 1:10

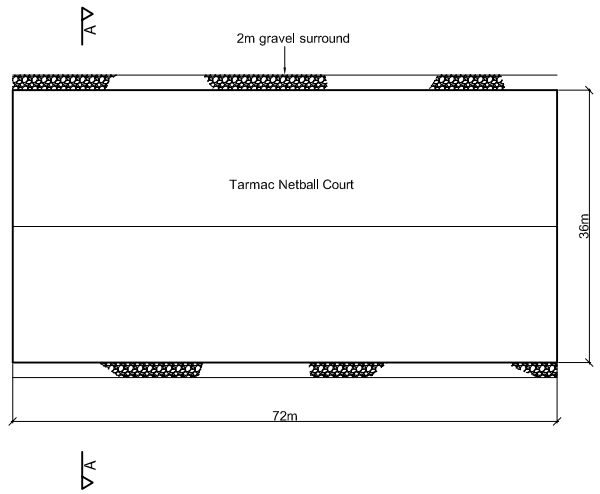

Plan of Netball Court

Scale 1:500



Temporary Netball Court
Section A-A

Scale NTS

Notes :

1. This Drawing is to be read in conjunction with all relevant Architect's Engineer's and specialists' drawings and specifications.
2. Do not scale from this drawing in either paper or digital form. Use written dimensions only. To check drawing has been printed to the intended scale this bar should be 50mm long @ A1 or 25mm long @ A3.
3. Health & Safety :
   All specific drawing notes are to be read in conjunction with the project "Information Pack" and "Site Rules".

INFORMATION ISSUE

Rev	Date	Drawn	Eng	Amendment
—	18.11.08	SK	EC	Issued for planning

WORTHING COLLEGE

ROAD CONSTRUCTION DETAILS

Drawn SK	Eng IC
Scales As Shown @ A1	
Drawing No	Rev
17792_D11	-

PRICE&MYERS
Consulting Engineers
30 Newman Street London W1T 1LT
T 020 7631 5128 F 020 7462 1390
E name@pricemyers.com www.pricemyers.com