ALL NEW MATERIALS TO BE CAREFULLY SELECTED TO MATCH EXISTING.



FRONT EVENATION – PROPOSED.

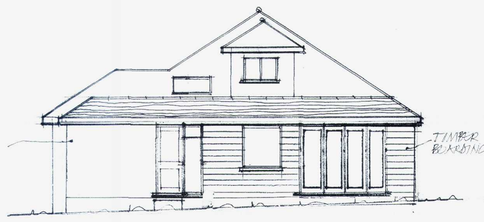

SIDE EVENATION – PROPOSED.



REAR EVENATION – PROPOSED.



FRONT EVENATION – EXISTING.

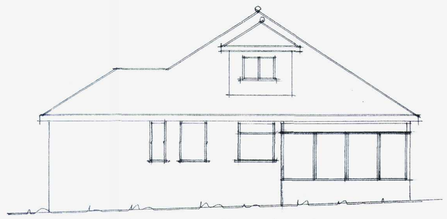

SIDE EVENATION – EXISTING.



REAR EVENATION – EXISTING.

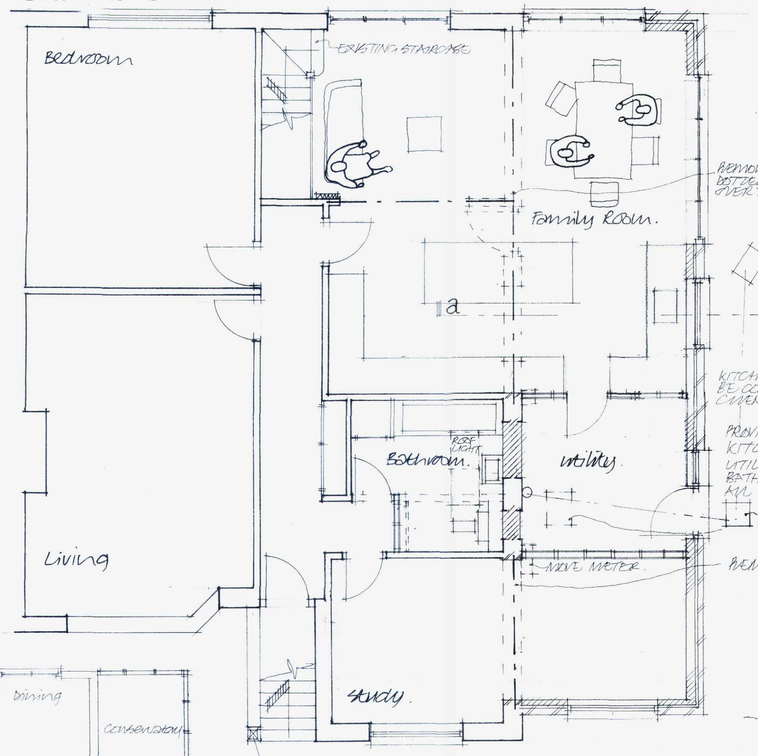

GROUND FLOOR PLAN – PROPOSED.

GROUND FLOOR PLAN – EXISTING.





1:1250

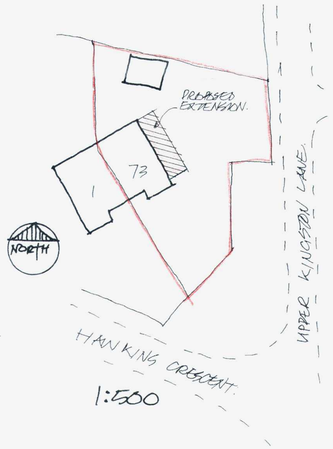

1:500



SECTION – aa.

PROVIDE 7MM EN – VAP 450MM
122 x 50MM @ 400CTS
276MM. ROCKWOOL
100MM. UPVC GUTTER.
25MM. VENTILATION GAP

GENERAL:
All works are to be completed in a good workmanlike manner and to comply with all relevant codes of practice.
Contractor is to check all dimensions on site with any error / omission reported to client.
Sample materials are to be submitted to and approved by both client and local authority prior to commencement of work and are to be carefully selected to reflect character of area.
Heating, lighting and power to be installed as directed by client and all to be completed to statuory authority regulations.
Contractor is to agree with client all types and style of new doors, windows and other secondary fixings.

FOUNDATIONS:
Excavate for new foundations to suitable bearing soil approximately 1 metre deep but to be confirmed on site with Building Inspector.
Lay 1:2:4 mix concrete 300mm deep by 600mm wide strip foundation or trench fill type 450mm wide. Foundation within 1 metre of drain to be taken down to invert level. If any drain passes below building the foundations to be stepped down and bridge over with pc. Concrete lintols.

GROUND FLOOR:
New ground floor to be 150mm clean compacted hardcore, 50mm sand blinding and 1200 gauge visqueen or its equal polythene sheet dpm. With fully lapped joints and taken up to dpc in walls.
90mm Celotex insulation with 100mm concrete slab and 50mm sand and cement screed. Floor level to be continuous with existing where appropriate.

WALLS:
Walls below ground level to be class 3 common bricks or proprietary concrete foundation blocks to BS. 6073 part 1 type A laid in 1:1:3 mortar. Walls above ground level to be an external skin of 103mm face brickwork with 60mm Celotex CG5000 insulation in the cavity retained with manufacturers ties to the inner leaf of 100mm thermalite shield blockwork finished with 19mm plaster and skim.
Cavities to be continuous with existing where appropriate and closed at reveals/ jambs using thermabate closers. Stainless steel double triangle or vertical twist wall ties to be positioned at 750mm horizontal and 450mm vertical intervals plus 300mm at reveals and jambs. Walls to have Hyload dpc minimum 150mm above ground level.

INTERNAL WALLS:
Internal load bearing walls to be 100mm 3.5N mm2 blocks laid in 1:1:6 mortar with 9.5mm plasterboard and skim finish both sides.

Partitions to be constructed in 50 x 100mm studs at 450mm centres finished both sides with 12.5mm plasterboard and set coat. Provide head and sole plates and noggins at third points.
Provide 100mm rockwool insulation between studs.
Floor joists running parallel to partitions to be doubled up.

WINDOWS:
New windows to be confirmed with client for style and material.
To provide glazed areas equal to 1 10th of floor area and with opening lights equal to 1/20th of floor areas.
All windows to have a trickle vent min. 8,000mm2.
All new glazing units to achieve a u value of 1.6Wm2K and have a soft low e coating. Allow for necessary vertical damp proof courses.
All glazing in critical locations, in positions less than 800mm from floor level, in doors within 1500mm of floor level and within 300mm each side of the door in the ional plane, to be toughened or laminated safety glass to BS6206.
All first floor windows to have an unobstructed opening area of at least 0.33m2 and not les than 450 x 450mm.

SKEILING:
Where skeiling forms part of room provide 90mm Celotex securely fixed between rafters and fix Triso- Super 10 foil insulation over rafters fully taped all in accordance with manufacturers recommendations. 1000 gauge polythene vapour barrier between insulation and 12.5mm plasterboard and set coat.

FLAT ROOF:
New flat roof to be 13mm white spar chippings bedded in bitumen on 3 layers of built up roofing felt to BS747 laid to CP144 on 18mm plywood decking on firings to give fall of 1:40 to gutters.
Provide 130mm Celotex XR4000 between joists leaving 50mm air gap above the insulation and with 25mm Celotex FR5000 under joists, taped to provide vapour barrier. Ceiling of 9.5mm plasterboard and set coat.
Provide 30 x 5mm galvanised anchor straps at 2 metres centres.

PITCHED ROOF:
The whole to be covered with a reinforced roofing breather felt laid over rafters and lapped 150mm horizontally and vertically. Carried well into gutters and secured with clout nails.
Provide 38 x 25mm treated softwood battens secured with wire nails to rafters. Battens to be at least 1200mm in length and be supported by min. 3 rafters.
Fix chosen tiles to manufacturers direction. All bedded mortar to consist of 1:3 sharp sand/ Portland cement struck off to give a smooth face and pointed all in one operation.
Ventilation to comply with BS.5250. Provide 276mm rockwool insulation laid between ceiling joists. Ceiling to be 9.5mm plasterboard and set coat.
The eaves soffits are to be formed with 6mm master board and a glidvale roof space ventilator type SV604 or other to give a min 25mm continuous ventilation gap. Fascia to clients direction.
Provide code 4 lead flashing at valleys and other roof junctions.

DRAINAGE:
Pipes shall be hepsleve flexible jointed laid in straight lines and even gradients and bedded and surrounded in 150mm pea beach under garden areas and in lean mix under footpaths. Flexible joints kept flexible where covered in lean mix.
All pipes of 100mm diameter laid at fall of 1:40.
Any new inspection chamber to be proprietary 'osma' type or constructed in 100mm semi-engineering brick work on 150mm concrete base. Internal joints to be flush pointed and chamber rendered externally. Channels to be formed in hepworth vitrified clay channel fittings.

PLUMBING:
To BS 5572.
Traps shall be 75mm deep upvc sealed traps.
Waste pipes to sinks, baths and showers shall be 38mmupvc and 32mm from basins. Rodding eyes provided at all changes of direction and fit anti- vacuum waste traps where necessary.

ELECTRICAL:
Positions and numbers of socket outlets, cooker point, lighting switches and points as directed by client. All electrical work required to meet the guidance in Approved Document P (electrical safety) will be designed, installed, inspected and tested by a person competent to do so. A copy of a certificate in accordance with BS7671, provided by a person competent to do so will be given to the council.

BEAMS:
All new beams to be inserted to Engineers specification and to be encased to give 1 hours fire resistance using 12mm surperlux screwed to 25 x 25mm x 20g light steel corner angles.

RAINWATER:
Rainwater to be directed into 100mm upvc gutters and 75mm down pipes and there to soak ways 1metre cubed with 100mm concrete cover. Pipes below ground to be 100mm osma laid in pea beach at fall of 1: 40. Soakaways to be min. 5 metres away from any building.

CONSERVATION OF FUEL AND POWER:
At least 75% of new light fittings are to be energy efficient light fittings.
Building fabric to be consiructed so that are no reasonable avoidable thermal bridges in the insulation layers caused by gaps within the various elements at the joints between elements and at edges of elements such as those around window and door openings.

Notes:

All Dimensions must be checked on site and not scaled from this drawing

Contractor and client are reminded of their obligation under the Party Wall Act. If in doubt ask.
Contractor is to confirm all below ground drain run direction and invert levels.

ADULTS & CHILDREN SERVICES
RECEIVED
1903/19
- 7 JAN 2020

	DEC 2019	ADDRESS.
A	OCT 2019	CLIENT REVISIONS.
	Date	Revisions

copyright

TIM CORDING
Architectural and Planning Services
3 Whitethorn Drive,
Brighton BN1 5LH
Tel: 07766647320
E: tim_cording@hotmail.co.uk

Client
MR & MRS. PERRETT - COHEN

Job Title
GROUND FLOOR EXTENSION.

Drawing Title
73 UPPER KINGSTON LANE.
SHOREHAM - BY - SEA.
BN43 6TG.

Scale 1:50 & 1:100

Date AUG. 2019 | Drawn by

Drg.No. | Rev

Paper Size A1