

Existing Side Elevation (North). Scale 1:100

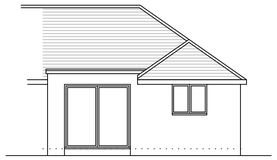

Existing Rear Elevation (West). Scale 1:100

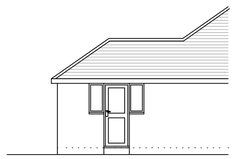

Existing Side Elevation (South). Scale 1:100

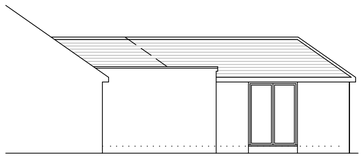

Proposed Side Elevation (North). Scale 1:100



Proposed Rear Elevation (West). Scale 1:100

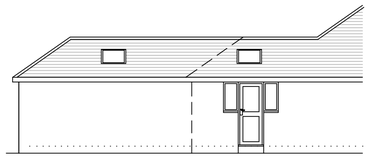

Proposed Side Elevation (South). Scale 1:100

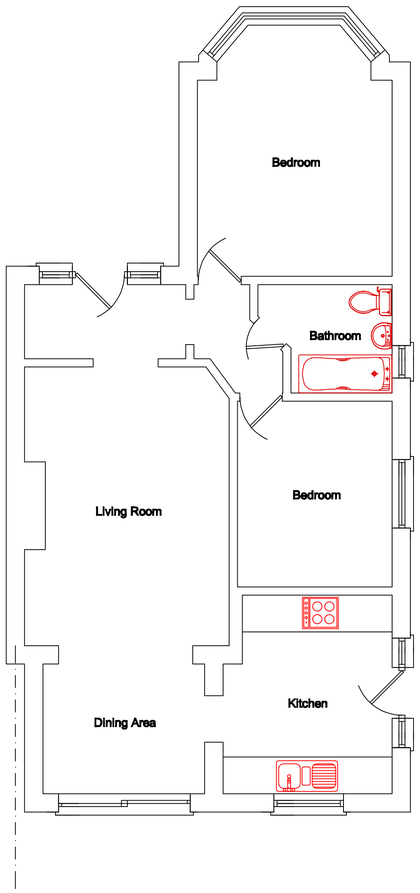

Existing Ground Floor Plan. Scale 1:50

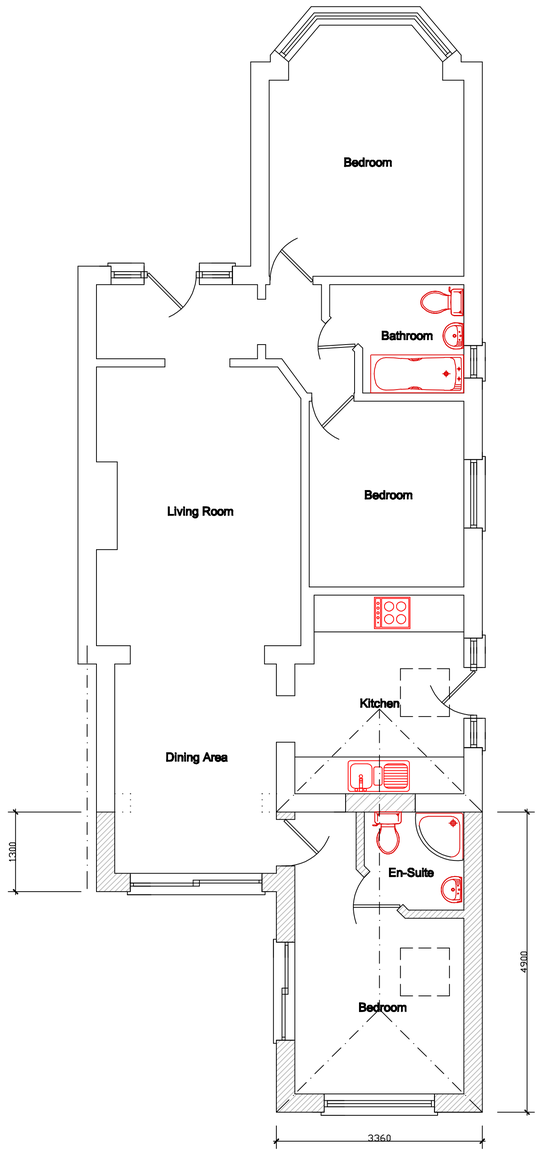

Proposed Ground Floor Plan. Scale 1:50

- All dimensions must be checked on site and not scaled from this drawing, apart from by Local Authority.

- No work is to be commenced untill full Planning Permission/ Building Regulations have been approved and any conditions discharged. Any work started prior to approval is entirely at clients/ contractors risk.

- The contractor is responsible for taking and checking all levels, dimensions etc, prior to ordering materials and starting work. Any discrepencies are to be reported back to Roberts & Wrigley Associates prior to commencement of works.

- Where approval of materials by Local Authority is a condition of the Planning Concent, samples must be supplied to the relevant officer or approved in writing before relevant works are commenced.

-All building work is to be carried out to the satisfaction of the local authority building control officer & in accordance with the current building regualtions and as such additional unforseen building works may be required on site.

- It is the responsibility of the building owner, or tennant, to comply with the requirements of 'The Party Wall Act 1996' in respect of excavation and construction in proximity to certain buildings or structures; and for connected purposes.

It is the responsibility of the building owner to notify Roberts & Wrigley of any public sewers which may pass through, or near to the property, as a sewer survey will not be purchased unless we are notified of their presence.

-Drawings have been produced for Planning Permission / Building Regulations submissions only and do not constitute full working drawings.

-All drawings are copyright of Roberts & Wrigley Associates & may not be copied by and third party without prior written consent.

R&W Associates

ROBERTS & WRIGLEY ASSOCIATES

27A Goring Road, Goring By Sea, West Sussex, BN12 4AR

Tel: 01903 240169 Email: info@robertsandwrigley.co.uk

CLIENT

Mr & Mrs Beadell

Company

Site Address

29 George V Avenue
Lancing
West Sussex
BN15 8NG

DRAWING TITLE

Proposed Single Storey Extension

DRAWN

James Roberts

DATE

26th July 2010

All Dimensions of existing buildings/ boundarys to be verified on site by contractor, with any discrepancies reported back before commencement of work. This drawing is the copyright of Roberts & Wrigley Associates and shall not in any way be used or reproduced without written consent.

SCALE

1:50 & 1:100 @ A1

DRAWING No.

Drawing 1 Existing & Proposed Floor Plans & Elevations

JOB No.

REV.	Date
REV.	Date
REV.	Date