Copyright (c) 2020

NOTE:
The contractor is to check all site dimensions and levels before work starts. Report any discrepancies.

This drawing must be read with and checked against all structural and other specialist drawings, specifications and bills of quantities. Report any discrepancies.

The contractor is to comply with all current British Standards and Building Regulations whether or not specifically stated on these drawings.

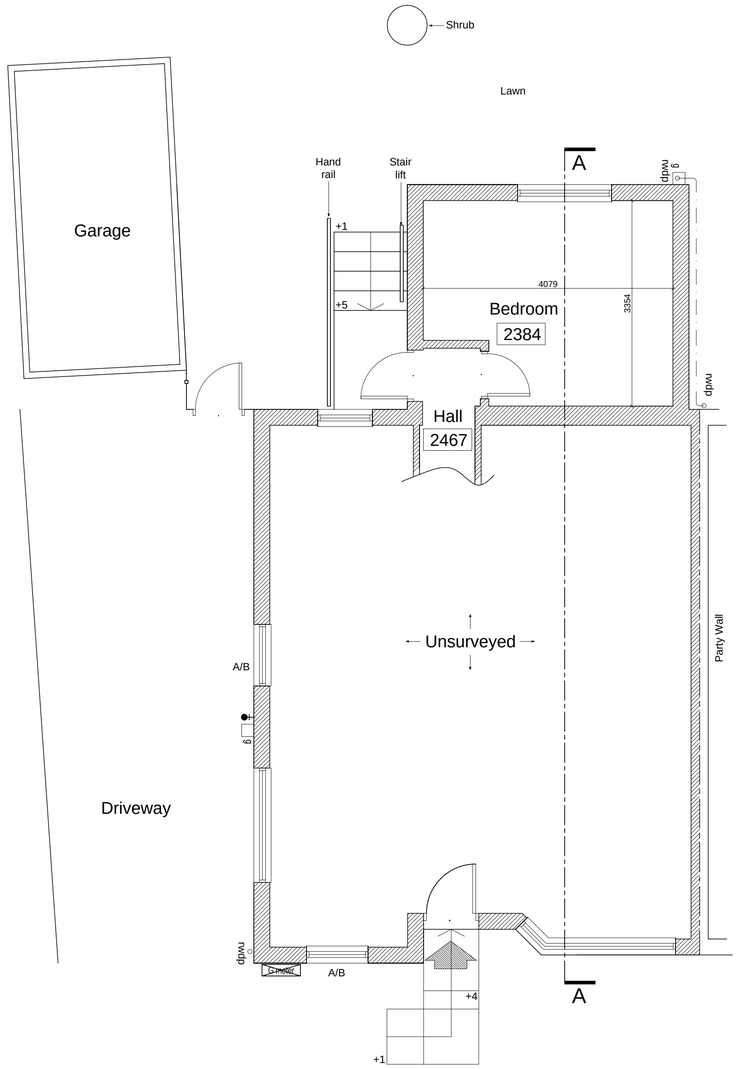


## Ground Floor Plan 1:50

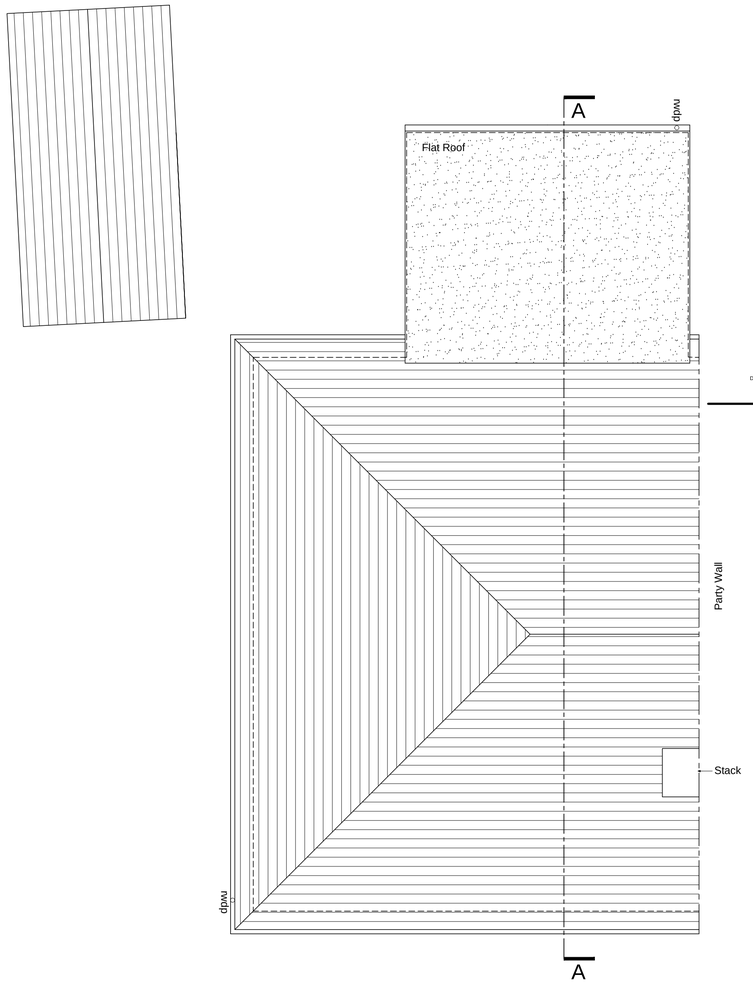


## Roof Plan 1:50

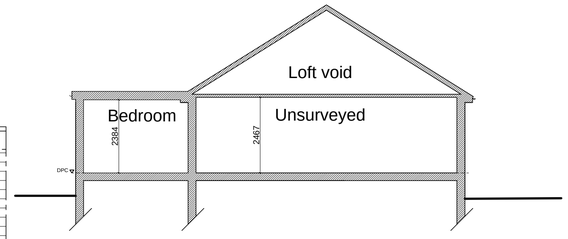


## Simple Section A/A 1:100

A/B - Air brick

●⊢ - Denotes external water tap

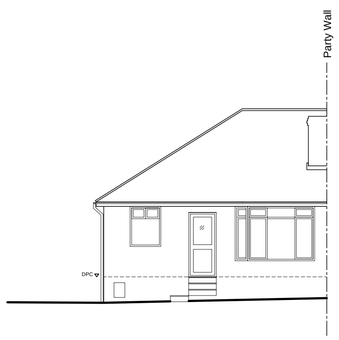


## SE Elevation 1:100

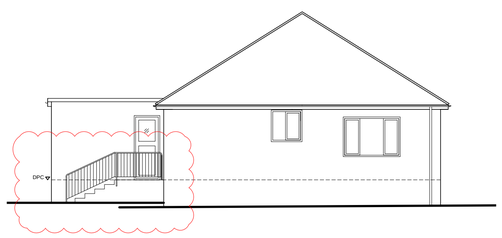


## SW Elevation 1:100

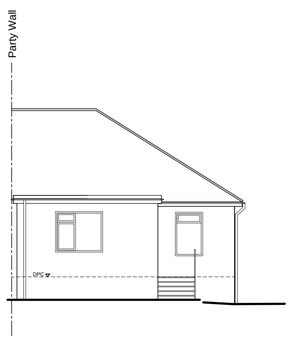


## NW Elevation 1:100

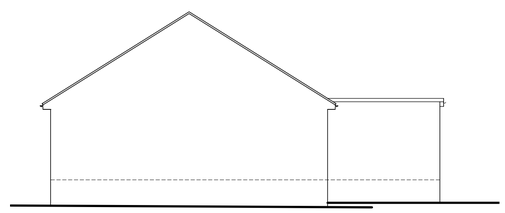

## NE Elevation 1:100

About Party Wall

2620 Floor to ceiling spot heights

1m 2m 3m 4m 5m
1:100 Scale Bar

1m 2m 3m 4m 5m
1:50 Scale Bar

EXISTING WALLS

FOR PLANNING

| Rev. | Date | Description | By |
|---|---|---|---|
| A | May 20 | Revised for Planning | - |

Client
Mr and Mrs Hewitt

Project
Alterations To:
37 Hawkins Crescent
Shoreham-by-sea

Drawing Title
Plans, Elevations and Simple Section as Existing

Copyright (c) 2020 of:
Sussex Architectural Services
Wicket View
Cuckfield Lane
Warninglid
West Sussex
Tel:(01444) 461355
Email: info@sussexarchitecturalservices.co.uk

Scale 1:100, 1:50 @ A1
Date April 2020
Drawn -
Drawing Number 20-111-01 A